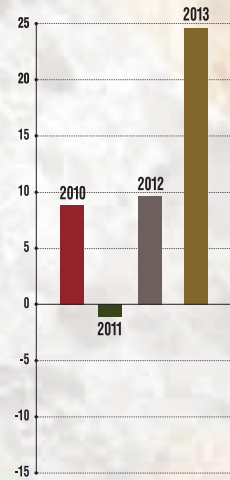


2013 FINANCIAL HIGHLIGHTS

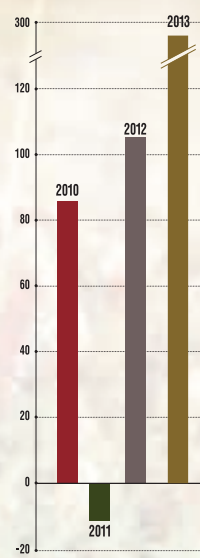
Investment Performance
(%)

24.84%



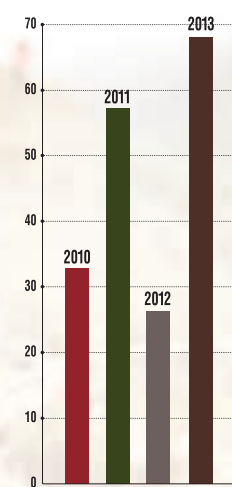
Investment Income
(in millions of dollars)

\$278,794,967



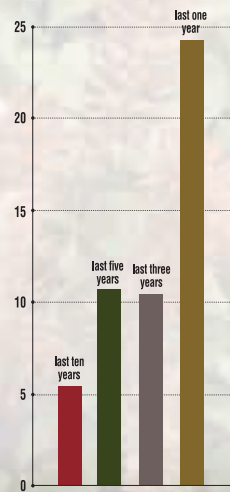
Distributions to Beneficiaries
(in millions of dollars)

\$68,222,403



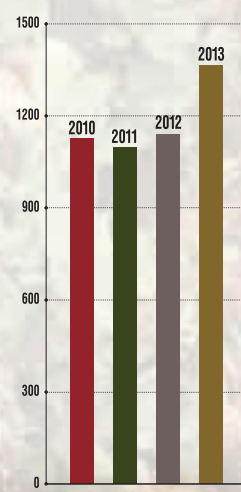
Cumulative Returns
(%)

6.85%



Invested Assets and Accrued Income
(Market value in millions of dollars)

\$1,366,029,535



Outstanding Capital Loans to Beneficiaries
(Market value in millions of dollars)

\$75,646,824

