ᐅᓂᒃᑲᑦ ᐃᓗᓕᖅᑭᑦ • *TALVANITION* • *TABLE OF CONTENTS*

ᐱᑭᐊᕐᓂᖅ 1
ᓄᓇᕗᑦ ᑮᓇᐅᔭᓕᕆᔨᒃᑯᖅᑭᑦ. 1
ᑮᓇᐅᔭᓕᕆᔨᒃᑯᑦ ᑲᑎᒪᔨᒃᓴᖅᑭᓐᓂᒃ ᑎᕐᑯᐊᕐᓂᖅ. 2
ᑲᑎᒪᔨᒃᑯᑦ ᑲᑎᒪᓂᖅᑭᑦ. 3
ᐃᕐᓂᐅᖅᑎᑕᐅᔪᑦ ᐊᒻᒪ ᐃᕐᓂᐅᖅᑎᕐᑎᔨᒃᑯᑦ ᑲᑎᒪᔨᑦ 3
ᑮᓇᐅᔭᑦ ᐊᑐᖅᓯᒪᔪᑦ ᐅᓂᒃᑳᑦ 3
ᓄᓇᕗᑦ ᑮᓇᐅᔭᓕᕆᔨᒃᑯᑦ ᑮᓇᐅᔭᓂᒃ ᖃᐅᔨᓴᖅᑎᖅᑭᑦ ᑮᓇᐅᔭᓕᕆᔨᒃᑯᖅᑭᑦᓗ 4
ᒪᓐᓇ ᐊᒻᒪ ᓯᕗᓂᒃᓴᒥ ᐱᓕᕆᐊᑦ. 4
ᑲᑐᔾᔨᐅᔪᑉ ᐊᓯᔾᔨᕐᓂᖅᓚ ᐊᕐᕌᒍᑉ ᐃᓱᐊᓂ 5
ᓄᖅᑲᐅᑎ, ᐅᓂᒃᑳᑉ ᐃᓱᐊ 5
ᐅᐃᒍ ᐃ ᑭᓇᐅᔭᓄᑦ ᐃᕐᓂᐅᒻᒪᔭᐅᔪᑦ ᐊᑎᖅᑭᑦ. 6
ᐃᓚᖅᑭᐊᖅ ᐅ ᑭᓇᐅᔭᓂᒃ ᖃᐅᔨᓴᖅᑎᒃᑯᑦ ᐅᖃᐅᓯᖅᑭᑦ 7

HIVOLIPAAK 13
NUNAVUT MANNIINIK PUURHIVIK 14
TILIJAONITA TIGOMEATIIN 14
TIGOMEATIIN KATIMAVAGNIGIN 15
MANILIOVIONAHOATON AMMALO MANILIOTIOJON 15
MANIGNIK ONIPKAHIMAJON 16
NUNAVUT MANNIINIK PUURHIVIOP NAHAIJIGIN AMMALO MANIKAVIK 16
HAJJAOJOMI HIVONIGHAMILO KANORILIOTAONIATON 17
AHIJIHIMANIVON ALGAGOOP EHOANI 18
EHOA 18
OEGO A - ALLAKIKTON MANILIOVIONAHOATON 19
OEGO B - MANIGNIK NAHAIJIIN ONIPKAATIN 20

Introduction 25
Nunavut Trust 25
Appointment of Trustees 26
Trustees' Meetings 27
Investments and Investment Counsel 27
Financial Statement 27
Nunavut Trust's Auditor and Financial Institution 27
Current and Future Activities 28
Organizational Changes Since Year End 28
Conclusion 28
Appendix A - List of Investments 29
Appendix B - Auditor's Report 30





ᒥᑎᒻᒪᑕᓂᖅ, ᓄᓇᓯᐊᖅ

POND INLET, NUNATSIAK

Pond Inlet, Northwest Territories

COMSTOCK/M. Beedell

ᓄᓇᕗᒻᒥ ᑮᓇᐅᔭᓂᒃ ᐸᐸᑎᔨᑦ ᓯᕗᓕᐅᕐᑎᖕᒋᑦ ᓴᓇᔨᖕᒋᓗ

ᐱᒋᐊᕐᓂᖅ

1992 ᐅᑭᐅᖅ ᐱᓕᕆᕈᓗᔭᕐᓂᕆᓚᐅᖅᐸᕗᑦ, ᐃᓄᐃᑦ ᓄᓇᑕᕋᓱᖕᓂᖕᒋᑦ ᐋᖅᑭᓚᖕᒍᓪᓗᓂ ᓄᓇᕗᑦ ᐃᓗᐊᓂ ᐱᓕᕆᐊᓂ. ᒪᐃ 4-ᒥ ᓂᕈᐊᕐᓂᖅ ᓄᓇᑦᑎᐊᕐᒥ, ᓄᓇᑦᑎᐊᖅ ᐊᕕᑕᐅᔪᒪᒋᐊᖕᒐᖕᒐᓂᒃ ᐊᐱᕆᔪᖅ ᐊᖏᓚᐅᖅᐳᖅ. ᓄᓇᕗᑦ ᓇᖕᒥᓂᒃᑯᑦ ᐊᒃᕕᓗᓂ ᓯᕗᓂᒃᓴᑦᑎᖕᓂ ᐱᓕᕆᐊᖕᒍᔪᓐᓇᖅᓯᕗᖅ, ᓂᕈᐊᕐᓇᐅᓚᐅᖅᑎᑦᓗᒍ. ᓄᕕᐱᕆ 3'4 ᐊᒻᒪ 5-ᒥ, ᓄᓇᕗᒥ ᐃᓄᐃᑦ ᓂᐅᖃᓕᓚᐅᕆᕗᑦ ᓄᓇᕗᒥᒃ ᓇᖕᒥᓂᖅᑕᕈᒪᓪᓗᑎᒃ. ᐊᖏᓚᐅᕆᕗᑦ. ᓄᓇᕗᑦ ᑕᐃᒪ ᑲᓇᑕᐅᑉ ᑲᑎᒪᔨᕐᔪᐊᖕᒋᓐᓂ, ᑲᓇᑕᐅᑉ ᒐᕙᒪᒃᑯᖕᒋᓐᓂ ᐊᑎᓕᐅᖅᑕᐅᓗᓂ ᐊᖕᒋᖅᑕᐅᒃᐸᑦ, ᒪᓕᖕᒐᒍᓪᓗᓂᓗ ᐊᑐᕆᐊᖃᖅᑐᖅ ᐱᓂᐊᓕᕆᕗᖅ. ᑐᓐᖕᒐᕕᒃᑯᑦ ᑲᓇᑕᐅᓪᓗ ᒐᕙᒪᒃᑯᖕᒋᑦ ᐊᑎᓕᐅᕋᓂᒃᑯᑎᒃ ᓄᓇᕗᒥᒃ ᐊᖏᕈᑎᒥᒃ, ᓄᓇᕗᑦ ᑮᓇᐅᔭᓕᕆᔨᒃᑯᖕᒋᑦ $54-ᒥᓕᐊᓐᓂᒃ ᑐᓂᔭᐅᓚᓕᖅᐳᑦ.

ᓯᕙᓪᓕᕐᒥ ᐊᖏᕈᑎᐅᓂᐊᖅᑐᒥᒃ ᓇᓗᓇᐃᖅᑐᑲᓴᖅᑎᓪᓗᖕᒍ 1990-ᒥ, ᑐᓐᖕᒐᕕᒃᑯᑦ $3-ᒥᓕᐊᓐᓂᒃ ᑐᓂᔭᐅᓚᐅᖅᓯᒪᕗᑦ, ᑲᓇᑕᐅᑉ ᒐᕙᒪᒃᑯᖕᒋᓐᓂᑦ. ᓄᓇᕗᑦ ᑮᓇᐅᔭᓕᕆᔨᒃᑯᖕᒋᑦ ᑕᕐᕙᖕᒐᑦ $2-ᒥᓕᐊᓐᓂᒃ ᑎᖕᒍᓯᓚᐅᖅᐳᑦ, ᐃᕐᓂᐅᖅᑎᓐᓂᐊᖅᑕᒥᖕᓂᒃ. $1-ᒥᓕᐊᓐ ᑐᓐᖕᒐᕕᒃᑯᑦ ᓂᕈᐊᕐᓂᕐᒧᑦ ᐊᕕᒃᑐᕐᓂᕐᒧᑦ ᓇᖕᒥᓂᖅᑕᕐᓂᖕᒧᑦᓗ ᐊᑭᓕᐅᑎᒋᓚᐅᖅᐸᖕᒐᑦ ᐱᓕᕆᐊᓇᓚᐅᖅᑕᒥᖕᓄᑦ.

ᓄᓇᕗᒧᑦ ᓇᖕᒥᓂᖅᑕᕈᑎ ᑭᖕᒍᓕᖅᐸᕐᒥ ᐊᑎᓕᐅᖅᑕᐅᒃᐸᑦ ᑮᓇᐅᔭᓕᕆᔨᒃᑯᑦ ᐅᑭᐅᑦ 14-ᑎᓐ ᐊᑐᕐᓂᖕᒋᓐᓂ ᐊᑭᓕᖅᑕᐅᕙᓪᓗᑎᒃ ᒐᕙᒪᒃᑯᓐᓂᑦ $577-ᒥᓕᐊᓐᓂᒃ ᑐᓂᔭᐅᕙᓪᓕᐊᓂᐊᖅᑐᑦ, ᑕᒪᕐᒥᒃ ᑐᓂᔭᐅᒋᐊᑲᖅᑐᑦ ᑲᑎᓪᓗᖕᒋᑦ. ᒐᕙᒪᒃᑯᓪᓗ ᓄᓇᕐᑯᑎᖕᒋᑦ ᐱᕙᓪᓕᐊᕕᐅᓯᒪᒃᐸᑕ ᐊᑐᖅᑕᐅᓂᖕᒋᓐᓄᑦ ᐊᑭᓕᖅᑕᐅᒃᑲᓐᓂᕋᔭᖅᓗᑎᒃ ᐊᓯᐊᖕᒍᑦ.

ᓄᓇᕗᑦ ᑮᓇᐅᔭᓕᕆᔨᒃᑯᖕᒋᑦ ᑮᓇᐅᔭᓂᒃ ᓯᓕ ᐱᕈᖅᓯᕗᑦ ᑮᓇᐅᔭᑎᒃ ᐃᕐᓂᐅᖅᑎᑉᐸᓪᓕᐊᓗᒍ. ᒐᕙᒪᒃᑯᑦ ᑐᓂᓚᐅᖅᑕᖕᒋᑦ ᖃᒪᒋᔭᐅᑦᑎᐊᖅᓗᑎᒃ ᓇᓪᓕᐅᑯᒪᖅᑕᐅᓗᑎᒃ ᐃᕐᓂᐊᖅᑎᑕᐅᔪᑦ 1992 ᑮᓇᐅᔭᓕᐅᕐᓂᕐᒧᑦ ᐊᔪᕐᓇᖅᑑᒐᓗᐊᖅᑎᓪᓗᖕᒍ ᐅᑎᕐᕕᐅᑦᑎᐊᖅᓯᒪᔪᑦ ᓄᓇᕗᑦ ᑮᓇᐅᔭᓕᕆᔨᒃᑯᖕᒋᑦᑲ.

1993-ᒥ ᓄᓇᕗᒧᑦ ᐊᖏᕈᑎ ᐊᑎᓕᐅᕈᑎ ᑭᖕᒍᓪᓕᖅᐸᕐᒥ ᐊᑐᓕᓪᓕᕆᒋᐊᕐᓂᐊᖅᑐᖅ, ᐃᓄᐃᑦ ᖁᒻᐊᓱᒃᐳᑦ ᓇᖕᒥᓂᖅ ᐃᒻᒥᖕᓂᒃ ᐊᐅᓚᑦᑎᒋᐊᕐᓂᐊᕋᒥᒃ ᐃᓅᓯᕐᒥᖕᓂᒃ, ᐱᕙᓪᓕᐊᓂᖕᒧᓪᓗ ᑮᓇᐅᔭᓕᐅᕋᓱᐊᕐᓂᖕᒧᑦ ᐸᕐᓇᒃᐳᑦ. ᓄᓇᕗᑦ ᑮᓇᐅᔭᓕᕆᔨᒃᑯᖕᒋᑦ ᖁᕕᐊᓱᒃᐳᑦ ᐃᓚᐅᓂᐊᕋᒥᒃ ᐃᓄᐃᑦ ᓄᓇᕗᒥ ᐊᐅᓪᓚᕆᐊᖅᑎᓪᓗᖕᒋᑦ.

ᓄᓇᕗᑦ ᑮᓇᐅᔭᓕᕆᔨᒃᑯᖕᒋᑦ

ᑲᓇᑕᒥ ᑮᓇᐅᔭᑦ ᓴᓐᖕᒋᓂᖃᑦᑎᐊᓚᐅᓐᖕᒋᑦᑐᑦ ᐱᓪᓗᒍ, ᓄᓇᕗᑦ ᑮᓇᐅᔭᓕᕆᔨᒃᑯᖕᒋᑦ ᐃᕐᓂᐊᖅᑎᑦᑎᓇᓱᖕᓂᖕᒋᑦ ᐊᑦᑕᓐᓇᓐᖕᒋᑦᑐᓄᑦ ᐳᖅᑕᐅᕙᓚᐅᖅᐳᑦ. ᐊᑯᓂ ᐳᖅᓯᒪᒋᐊᖅᓗᑎᒃ, ᐊᑦᑕᕐᓇᓐᖕᒋᑦᑐᓄᑦ, ᐊᕕᒃᑐᖅᓯᒪᔪᑦ ᐊᒻᒪ ᓄᓇᓖᑦ ᒐᕙᒪᖕᒋᓐᓄᑦ ᐃᕐᓚᐅᕈᑕᐅᕙᒃᑐᓄᑦ ᐃᓕᔭᐅᓯᒪᓚᐅᖅᐳᑦ. ᐊᒻᒪ ᑎᒥᕐᔪᐊᖕᒍᔪᑦ ᐱᕈᖅᓯᐊᖕᒋᓐᓄᑦ ᑮᓇᐅᔭᒥᖕᓂᒃ ᐳᖅᓯᓪᓗᑎᒃ ᐃᕐᓂᐊᖅᑎᑦᑎᒋᐊᖅᐸᒃᓗᑎᒃ. ᑖᒃᑯᐊ ᐳᖅᓯᕕᒋᕙᒃᑕᖕᒋᑦ ᐱᐅᓚᐅᖅᑐᑦ, ᐊᓯᐅᖕᒋᓐᖕᒋᑦᑐᑦ ᐱᕈᑦᑎᐊᖅᑐᓪᓗ ᐃᕐᓂᐊᖅᑎᑕᖕᒋᑦ 1992-ᒥ.

ᐃᕐᓂᐅᖅᑎᑦᑎᔨᑐᐃᓐᓇᐅᔭᒪᒥᒃ ᓄᓇᕗᑦ ᑮᓇᐅᔭᓕᕆᔨᖕᒋᑦ ᐱᕈᖅᐸᓪᓕᐊᔪᓂᒃ ᐊᑐᕈᓐᓇᖕᒋᐸᑦ. ᐃᓄᐃᑦ ᑲᑐᔾᔨᖅᑎᒋᒃᑯᖕᒋᑦ ᑎᖕᒍᒥᐊᖅᑎᐅᔪᑦ ᑐᓐᖕᒐᕕᒃᑯᑦ ᐱᕈᖅᐸᓪᓕᐊᔪᓂᒃ ᐊᑐᕈᓐᓇᖅᐳᑦ. ᒪᓕᒐᖅ ᓄᓇᕗᑦ ᑮᓇᐅᔭᓕᕆᔨᒃᑯᖕᒋᓐᓂᒃ ᓴᖅᑭᑦᑎᔪᖅ ᒪᓕᓪᓗᒍ ᑕᐃᔭᐅᓯᒪᖕᒐᒥᒃ ᑎᖕᒍᒥᐊᖅᑎᑦ.

ᑮᓇᐅᔭᓕᕆᔨᒃᑯᑦ ᑲᑎᒪᔨᒃᓴᖏᓐᓂᒃ ᑎᑦᑯᐊᕐᓂᖅ

ᓄᓇᕗᑦ ᑮᓇᐅᔭᓕᕆᔨᒃᑯᖏᑦ ᑲᑎᒪᔨᑲᖅᐳᑦ ᑭᕝᒐᖅᑐᐃᔨᓂᒃ ᑎᒃᑯᐊᖅᑕᐅᓯᒪᔪᓂᒃ ᑲ-ᓂᒃ. (ᒪᕐᕈᐃᑦ ᐊᕕᒃᑐᖅᓯᒪᔪᓂᒃ ᑭᕕᒐᖅᑐᐃᔪᑦ), ᑎᒃᑯᐊᖅᑕᐅᔪᑦ ᐃᓄᐃᑦ ᖃᑐᔾᔨᖃᑎᒌᒃᑯᖏᓐᓂᑦ. ᒪᐃᒥ ᓴᓕ ᓚᐃᐅᖅ, ᐊᒻᒪ ᐸᐅᓗᓯ ᐸᓂᓗᒃ ᑎᒃᑯᐊᖅᑕᐅᓚᐅᖅᐳᑦ ᑭᕝᒐᖅᑐᐃᓪᓗᑎᒃ ᕿᑎᖅᒥᐅᓂᒃ ᐊᒻᒪ ᕿᑭᖅᑖᓗᖅᒥᐅᓂᒃ.

ᐆᒍᓯᒥ ᑮᓇᐅᔭᓕᕆᔨᒃᑯᑦ ᑲᑎᒪᓪᓗᑎᒃ, ᐹᓪ ᖁᐊᓴ, ᕿᑭᖅᑖᓗᖅᒥᑦ ᑎᑦᑯᐊᖅᑕᐅᓚᐅᖅᓯᒪᕗᖅ ᐃᒃᓯᕙᐅᑕᕆᔭᐅᓪᓗᓂᓗ, ᐊᒻᒪ, ᓴᓕ ᓚᐃᐅᖅ ᕿᑎᕐᒥᐅᖅ ᐃᒃᓯᕙᐅᑕᐅᑉ ᑐᖅᒐᓕᖅᒐᓄᑦ ᑎᒃᑯᐊᖅᑕᐅᓪᓗᓂ. ᒪᐃ ᓄᔭᓐ ᑎᒃᑯᐊᖅᑕᐅᒃᑲᓐᓂᖅᓗᓂ ᑮᓇᐅᔭᓕᕆᔨᒧᑦ ᐊᒻᒪ ᐋᓕ ᓯᐅᒃ ᑎᑎᕋᖅᑎᒧᑦ ᑎᒃᑭᐊᖅᑕᐅᕗᖅ ᐅᑭᐅᖅ ᐊᑕᐅᓯᕐᒧᑦ.

ᑎᓯᐱᕆ 31, 1992-ᒥ ᐱᒋᐊᖅᓗᑎᒃ ᐅᑭᐅᑉ ᓄᖑᐊᓂ ᐅᑯᐊ ᑲᑎᒪᔨᐅᕗᑦ:

- ᐸᐊ ᑯᐊᓴ, ᐃᒃᓯᕙᐅᑕᖅ, ᕿᑭᖅᑖᓗᖅᒥᓗ ᑭᕝᒐᖅᑐᐃᔪᖅ -ᒪᐃ 1991-ᒥ ᑎᒃᑯᐊᖅᑕᐅᒃᑲᓐᓂᖅᑐᖅ ᐅᑭᐅᓄᑦ ᐱᖓᓱᓄᑦ
- ᓴᓕ ᓚᐃᐅᖅ, ᐃᒃᓯᕙᐅᑕᐅᑉ ᑐᖅᒐᓕᖅᒐ, ᕿᑎᕐᒥᐅᓂᒃ ᑭᕝᒐᖅᑐᐃᔪᖅ -ᒪᐃ 1992-ᒥ ᑎᒃᑯᐊᖅᑕᐅᒃᑲᓐᓂᖅᑐᖅ ᐅᑭᐅᓄᑦ ᐱᖓᓱᓄᑦ.
- ᐃᕗ ᐊᐃᕈᑦ, ᑭᕙᓪᓕᕐᓗᑦ ᑭᕝᒐᖅᑐᐃᔨ -ᑐᓇ ᒥᓗᖅᑐᖅ ᑎᒃᑯᐊᖅᑕᐅᒃᑲᓐᓂᓚᐅᖅᐳᖅ ᐊᐃᓇᓕ 1991-ᒥ ᐅᑯᐅᓄᑦ ᐱᖓᓱᓄᑦ. ᐃᕗ ᐊᐃᕈᑦ ᒥᓗᖅᑐᕐᒥᒃ ᐃᓇᖏᓚᐅᖅᓯᒪᕗᖅ ᔪᐅᓐ 1991-ᒥ, ᑎᒃᑯᐊᖅᑕᐅᓂᕕᓂᖓ ᓄᖑᓪᓇᓱᒃᓗᒍ.
- ᐱᑕ ᕿᑎᖅᓱᓗᒃ, ᑭᕙᓪᓕᕐᓗᑦ ᑭᕝᒐᖅᑐᐃᔨ -ᐅᑭᐅᑦ ᐱᖓᓱᓄᑦ, ᓄᖑᓐᓂᐊᖅᑐᖅ ᒪᐃ 1993-ᒥ.
- ᔭᐊᒃ ᖁᐸᐱᐅᓇ, ᕿᑎᖅᒥᐅᓄᑦ ᑭᕝᒐᖅᑐᐃᔨ -ᐅᑭᐅᑦ ᐱᖓᓱᓄᑦ, ᓄᖑᓐᓂᐊᖅᑐᖅ ᒪᐃ 1993-ᒥ.
- ᐸᐅᓗᓯ ᐸᓂᓗᒃ, ᕿᑭᖅᑖᓗᖅᒧᑦ ᑭᕝᒐᖅᑐᐃᔨ -ᑎᒃᑯᐊᖅᑕᐅᒃᑲᓐᓂᖅᑐᖅ ᒪᐃ 1992-ᒥ, ᐅᑭᐅᓄᑦ ᐱᖓᓱᓄᑦ.

ᐹᓪ ᖁᐊᓴ
ᐃᖅᓯᕙᐅᑕᓕᒃ/ᕿᑭᕐᑖᓗᒃᒥᑦ
ᑎᒍᒻᒥᐊᕐᑎ

ᐱᑕ ᕿᑎᕐᓱᓗᒃ
ᑭᕙᓕᖅᒥᑦ ᑎᒍᒻᒥᐊᕐᑎ

ᓴᕐᓕ ᓚᐃᐅᑦ
ᐊᖓᔪᖅᑲᑦ ᐅᖅᓕᐊ
ᕿᑎᕐᒥᐅᓂᑦ ᑎᒍᒻᒥᐊᕐᑎ

ᐸᐅᓗᓯ ᐸᓂᓗ
ᕿᑭᕐᑖᓗᖅᒥᑦ ᑎᒍᒻᒥᐊᕐᑎ

ᔭᒃ ᖁᐸᐱᐅᓇ
ᕿᑎᕐᒥᐅᓂᑦ ᑎᒍᒻᐊᕐᑎ

ᐋᓐᑎ ᑲᒻᐳᑦ
ᐊᖅᓚᖅᕕᖅᒥ ᐊᖓᔪᖅᑳᖅ

ᒪᐃ ᓂᖓᔭᓐ
ᑮᓇᐅᔭᓕᕆᔨ

ᔫᓪᓕ ᓯᐅᒃ
ᑎᑎᕋᖅᑎ

ᑲᑎᒪᔨᒃᑯᑦ ᑲᑎᒪᓂᖕᒋᑦ

1992-ᒥ ᑮᓇᐅᔭᓕᕆᔨᒃᑯᑦ ᑲᑎᒪᔨᖕᒋᑦ
ᑎᓴᒪᐃᖅᓗᑎᒃ ᑲᑎᒪᓚᐅᖅᐳᑦ. ᑲᑎᓚᔾᔪᑕᐅᓯᒪᕗᑦ
ᐱᓕᕆᐊᒃᓴᑦ, ᑮᓇᐅᔭᓕᕆᔨᒃᑯᓪᓗ ᑲᓄᖅ
ᐱᕐᑯᖅᑎᓐᓇᓱᒃᑕᖕᒋᑦ ᑮᓇᐅᔭᑦ ᖃᐅᔨᓴᖅᑕᐅᓪᓗᑎᒃ.
ᐃᖅᓂᐅᖅᑕᐅᓂᐊᖅᑐᓂᒃ ᐳᖅᓯᕙᒃᑐᑦ ᑮᓇᐅᔭᓕᕆᔨᒃᑯᑦ
ᔭᐃ. ᐲ. ᑐᐅᕼᐅᑎᒃᑯᑦ ᐱᓕᕆᐊᖕᒋᓐᓂᒃ
ᕿᒥᕐᕈᐊᖅᓗᑎᒃ. ᐃᖅᓂᐅᖅᑎᑦᑎᓇᓱᐊᖅᓂᕐᒧᑦ
ᒪᓕᒐᐅᓇᔭᖅᑐᑦ
ᐊᐅᓚᑦᑎᓂᐅᓇᔭᖅᑐᑦ ᐋᖅᑭᒃᓱᖅᑕᐅᓚᐅᕆᕗᑦ.

ᑎᓯᐱᕆᒥ ᑲᑎᒪᔨᒃᑯᑦ ᑲᑎᑲᑎᖅᑲᓚᐅᖅᐳᑦ
ᐃᖅᓂᐅᖅᑎᑦᑎᔨᒃᑯᑦ ᑲᑎᒪᔨᕋᓚᖕᒋᓐᓂᒃ,
ᐅᖅᑲᐅᓯᑲᖅᓗᑎᒃ ᐃᖅᓂᐊᖅᑎᑦᑎᓂᖅᒧᑦ
ᒪᓕᒐᐅᓂᐊᖅᑐᓂᒃ ᐊᐅᓚᑦᑎᓂᐅᓂᐊᖅᑐᓂᒃ ᐊᒻᒪᓗ
ᑲᑎᒪᔨᕋᓚᒃᑯᑦ ᐱᓕᕆᐊᖅᓴᖕᒋᓐᓂᒃ
ᓇᓗᓇᐃᔭᐃᓪᓗᑎᒃ. ᐊᒍᓯᒥ ᑲᑎᒪᔨᒃᑯᑦ
ᐃᓕᓐᓂᐊᖅᓗᑎᒃ ᑲᑎᓚᐅᖅᓯᒪᒋᕗᑦ, ᖃᓄᖅ ᓄᓇᕗᑦ
ᑮᓇᐅᔭᓕᕆᔨᒃᑯᖕᒋᑦ ᑐᕋᒐᖅᓇᐊᒃᓴᖕᒋᓐᓂᒃ ᓄᓇᕗᑦ
ᓇᖕᒥᓂᖅᑖᖅᑐᑦ ᐃᓗᐊᓂ ᑐᑭᑕᒃᑲᓐᓂᕋᓱᒃᓗᑎᒃ.

ᐃᖅᓂᐅᖅᑎᑕᐅᔪᑦ ᐊᒻᒪ ᐃᖅᓂᐅᖅᑎᑦᑎᔨᒃᑯᑦ ᑲᑎᒪᔩᑦ

ᔭᐃ.ᐲ. ᑐᐅᕼᐅᑎᒃᑯᑦ ᓄᓇᕗᑦ
ᑮᓇᐅᔭᓕᕆᔨᒃᑯᖕᒋᑦᑕ ᑮᓇᐅᔭᒥᖕᓄᑦ
ᐃᖅᓂᐅᖅᑎᑦᑎᔨᒋᔭᖕᒋᑦ,
ᑲᑎᒪᔨᒃᑯᓐᓂᑦ ᑎᓕᔭᐅᕙᒃᐳᑦ ᑮᓇᐅᔭᒥᖕᓂᒃ
ᐱᕈᖅᑎᑦᑎᑎᐊᖕᓇᖅᑐᒧᑦ ᐳᖅᓯᑯᔭᐅᓪᓗᑎᒃ.
ᓯᕗᓂᒃᓴᒥ ᐊᓯᖕᒋᓐᓂᒃ ᐃᓚᒋᐊᒃᑲᓐᓂᓪᓗᖕᒋᑦ
ᑕᐃᒪᓐᓇ ᐃᖅᓂᐅᖅᑎᑦᑎᔨᐅᓂᐊᖅᑐᓂᒃ ᑲᑎᒪᔨᒃᑯᑦ
ᑎᖕᒍᓯᒃᑲᓐᓂᕈᒪᕗᑦ.

ᓄᓇᕗᑦ ᑮᓇᐅᔭᓕᕆᔨᒃᑯᖕᒋᑦ ᓇᓗᓇᐃᖅᓯᒪᕗᑦ
ᐃᖅᓂᐅᖅᑎᑦᑎᔨᒥᖕᓄᑦ ᑮᓇᐅᔭᑎᒃ ᐊᑦᑕᖅᓇᖕᒋᑦᑐᓄᑦ
ᐊᓯᐅᔭᓐᖕᒋᑦᑐᓄᑦ ᐃᖅᓂᐅᖅᑎᑕᐅᓇᓱᖅᑯᓪᓗᖕᒋᑦ
ᐱᕈᖅᑎᖕᒋᐊᓪᓗᖕᒋᑦ.
ᑎᓯᐱᕆ 30, 1992 ᐅᑭᐅᑉ ᓄᖕᒍᐊᓂ ᓄᓇᕗᑦ
ᑮᓇᐅᔭᓕᕆᔨᒃᑯᖕᒋᑦᑕ ᐃᖅᓂᐊᖅᑎᓐᓇᓱᒃᑕᖕᒋᑦ
$2,854,117.00-ᖕᒍᓚᐅᖅᐳᑦ.

ᐃᖅᓂᐅᖅᑎᑕᐅᒋᐊᖅᓗᑎᒃ ᑮᓇᐅᔭᑦ ᐳᖅᑕᐅᕙᒃᐳᒃ
ᑲᓇᑕᐅᑉ ᒐᕙᒪᒃᑯᖕᒋᑦᑕ ᐱᕈᖅᓯᐊᖕᒋᓐᓄᑦ
ᐊᑐᖅᑐᐊᖅᑎᑕᐅᓪᓗᑎᒃ, ᑎᒥᐅᔪᑦ ᐊᖕᒋᔪᑦ
ᐱᕈᖅᓯᐊᖕᒋᓐᓄᑦ
ᐊᑐᖅᑐᐊᖅᑎᑕᐅᓪᓗᑎᒃ, ᐊᒻᒪ ᑲᓇᑕᒥ
ᑮᓇᐅᔭᖅᑕᖅᐅᔪᑦ ᐱᕈᖅᓯᐊᖕᒋᓐᓄᑦ ᐃᓕᔭᐅᓪᓗᑎᒃ

ᐊᑐᖅᑐᐊᖅᑕᐅᓪᓗᑎᒃ. ᐃᖅᓂᐅᖅᕕᐅᔪᑦ
ᓇᓗᓇᐃᔭᖅᐳᑦ ᖃᓄᖅ ᓴᓐᖕᒋᓂᖕᒋᓐᓂᒃ ᐊᔾᔨᓐᖕᒍᐊᒥ
(ᐅᕙᓂ ᐊᑖᓂ). ᓇᓗᓇᐃᔭᖅᓯᒪᒃᑲᓐᓂᓇᕗᑦ
ᐃᖅᓂᐅᖅᑎᑕᐅᔪᑦ ᐅᓂᒃᑳᓂ ᐃᓚᖕᒋᐊᖅ ᐃᒥ.

ᐃᖅᓂᐅᖅᑎᑕᐅᔪᑦ ᐱᕈᖅᓯᒋᐊᓪᓗᓂ
ᓴᓐᖕᒋᓂᖅᑲᓗᐊᖅᐸᓐᖕᒋᑦᑑᒐᓗᐊᑦ ᑭᓯᐊᓂ 1992-ᒥ
ᑮᓇᐅᔭᑦ ᓴᓐᖕᒋᒃᓱᓯᒪᓂᖕᒋᓐᓄᑦ ᐊᑦᑕᖅᓇᖕᒋᓚᖑᒐᒥᒃ
ᐱᐅᓚᐅᖑᓚᐅᖅᐳᑦ ᐳᖅᓯᕕᒋᒋᐊᒃᓴᖅ.
ᐃᖅᓂᐅᖅᑎᑕᐅᔪᑦ 1992-ᒥ ᐅᑎᖅᑎᑦᑎᓚᐅᖅᐳᑦ
10.3->ᓴᓐᒥᒃ. 1992-ᒥ ᐅᑭᐅᓇᓴᑦᑎᖕᓂ
ᐃᖅᓂᐅᖅᑎᑦᑎᔪᓄᑦ ᑕᒪᐃᓐᓄᑦ ᑐᓴᕈᑎᓂ
ᓇᓗᓇᐃᖅᑕᐅᔪᓂ ᐱᐅᓂᖅᓴᐅᓚᐅᖅᐳᖅ ᐅᕙᑦᑎᖕᓄᑦ
ᐅᑎᖅᑐᖅ. ᐊᒻᒪᓗ 9.8->ᓴᓐᒥᒃ
ᐱᐅᓂᖅᓴᐅᓚᐅᓇᕗᖅ ᐊᓯᖕᒋᓐᓂ ᑮᓇᐅᔭᓄᑦ
ᐱᕈᖅᓯᐊᖕᒍᔪᓄᑦ ᑐᓴᕈᑎᓂ ᓇᓗᓇᐃᔭᖅᑕᐅᔪᓂ,
ᓯᓚᖕᔪᐊᖕᒥ ᐊᑐᖅᑕᐅᔪᒥ.

ᑮᓇᐅᔭᑦ ᐊᑐᖅᓯᒪᔪᑦ ᐅᓂᒃᑳᑦ

ᐅᑭᐅᑉ ᓂᖕᒍᐊᓂ ᑮᓇᐅᔭᓕᕆᔨᒃᑯᑦ ᑮᓇᐅᔭᖕᒋᑦ
ᐃᖅᓂᐅᑦᓂᖅᑲᓚᐅᖅᐳᑦ $318,814.00-ᓂᒃ.
ᓄᓇᓄᑦ ᑮᓇᐅᔭᓕᕆᔨᒃᑯᖕᒋᑦᑕ
ᖃᐅᒪᓐᓂᓇᓚᐅᖅᑕᖕᒋᑦ ᐊᑐᓚᐅᖅᐳᑦ ᐅᑯᐊ
ᐃᓚᐅᓪᓗᑎᒃ,
ᐊᐅᓪᓚᖅᑲᑦᑕᖅᓂᖅ, ᑐᔪᖕᒥᓂᖅ, ᑲᑎᒪᔾᔪᑎᓪᓗ
$206,382.00-ᓂᒃ, ᐊᒥᐊᒃᑯᓕᖅᓗᑎᒃ
$112,442.00-ᓂᒃ.

1992-ᒥ ᑮᓇᐅᔭᓕᐅᕕᐅᓇᓱᐊᖅᑐᑦ
ᖃᓄᐃᓕᖅᓴᓂᖕᒋᑦ
ᒐᕙᒪᑯᑦ ᑮᓇᐅᔭᖕᒋᑦᑕ ᐊᔾᔨᖕᒋᓂᖕᒋᑦ

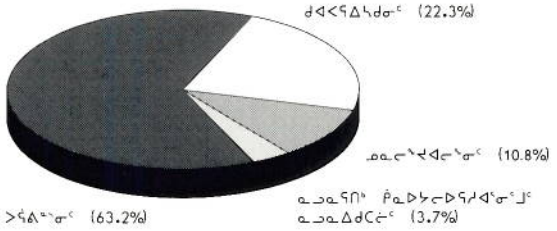

ᑮᓇᐅᔭᓕᐅᕕᐅᔪᑦ
ᐊᕋᒍᑦ ᐃᓱᐊᓂ 31 ᑎᓯᐱᕆ

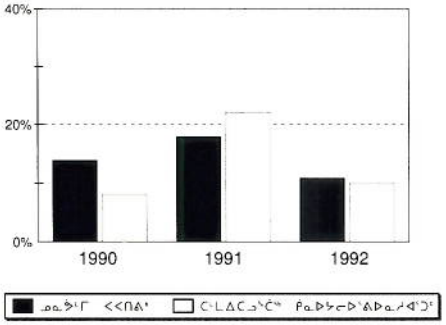

ᓄᓇᕗᑦ ᑮᓇᐅᔭᓕᕆᔨᒃᑯᑦ ᑮᓇᐅᔭᓂᒃ ᖃᐅᔨᓴᖅᑎᖏᑦ ᑮᓇᐅᔭᓕᕆᔨᒃᑯᖏᓪᓗ

ᐱᐃᑦ ᒪᐊᒡᒃ ᑐᐅᓐ ᑮᓇᐅᔭᓕᕆᔨᒃᑯᑦ ᑮᓇᐅᔭᒥᖕᓄᑦ ᖃᐅᔨᓴᖅᑎᒋᕙᖏᑦ. 1992-ᒥ ᑮᓇᐅᔭᓄᑦ ᐊᑐᖅᑐᓄᑦ ᐃᓱᖅᑐᓄᑦ ᖃᐅᔨᓴᖅᓂᖏᑦ ᐅᓂᒃᑲᓂ ᐃᓚᖏᐊᖅ ᐆᒃᒥ ᓇᓗᓇᐃᔭᖅᐳᑦ.

ᑲᓇᑕ ᑑᓚᑉ ᒐᕙᒪᒃᑯᑦ ᑲᐃᑕᖏᓐᓂᒃ ᑮᓇᐅᔭᓂᒃ ᑎᖑᒥᐊᖅᑎᐅᕗᑦ. ᑎᖑᐊᖅᐸᒃᐳᑦ ᐃᑦᓂᐅᖅᑎᕗᑦ ᐱᓕᔭᐃ. ᑐᐅᐸᐅᑎᒃᑯᑦ ᐃᑦᓂᐅᓂᑦᒧᑦ ᐳᓚᐅᓐᖏᓐᓂᖏᓐᓂ ᑮᓇᐅᔭᑦ. ᑲᓇᑕ ᑐᓚᑉ ᓄᓇᕗᑦ ᑮᓇᐅᔭᓕᕆᔨᒃᑯᖏᑦᑕ ᓇᓪᓕᐅᒃᑯᒪᕈᑎᖏᓐᓂᒃ ᑎᖑᒥᐊᕆᕗᑦ, ᑕᖅᑭᑕᒪᓪᓗ ᑮᓇᐅᔭᓕᕆᔨᒃᑯᑦ ᑐᓴᖅᑎᑉᐸᒃᓗᓂᖏᑦ ᖃᓄᖅ ᐊᑭᖃᓕᕆᐊᒃᓴᖏᑦ ᑮᓇᐅᔭᖏᑦ.

ᒪᓐᓇ ᐊᒻᒪ ᓯᕗᓂᒃᓴᒥ ᐱᓕᕆᐊᑦ

(ᐃ) ᓄᓇᕗᑦ ᓇᖕᒥᓂᑦᑕᖑᔪᖅ ᐊᓂᕈᐊᕈᑕᐅᓂᖓᓐᑐᖕᖓᕕᒃᑯᑦ ᓄᓇᓕᖕᓄᑦ ᐳᓚᕋᑦᑐᑦ

ᓂᕕᐱᕆ 3,4, 5-ᒥ ᐃᓄᐃᑦ ᓄᓇᕗᒥ ᓂᕈᐊᓚᐅᖅᓯᒪᕗᑦ ᐊᖏᖅᓗᑎᒃ ᓄᓇᕗᒥᒃ ᓄᓇᑕᑦᓂᖅ ᐊᑐᖅᑯᓪᓗᖑ. ᑐᓐᖓᕕᒃᑯᑦ ᓄᓇᕗᑦ ᐃᓗᐊᓂ ᓄᓇᓕᖕᓄᑦ ᐳᓚᕋᓚᐅᖅᓯᒪᕗᑦ ᑲᑎᒪᕙᒃᓗᑎᒃ ᓇᖕᒥᓂᖅᑕᑦᓂᖅ ᐊᖏᕈᑕᐅᓂᐊᖅᑐᖅ ᓇᓗᓇᐃᒃᑲᓐᓂᕋᓱᒃᓗᒍ ᐃᓄᖕᓄᑦ. ᑮᓇᐅᔭᓕᕆᔨᒃᑯᑦ ᐃᒃᓯᕙᐅᑕᖓᑦ ᑐᖓᓕᖓᓗ ᐃᓚᐅᓚᐅᖅᒪᕗᑦ ᐳᓚᕋᑦᑐᓂ, ᓇᓗᓇᐃᔭᐃᖃᑦᑕᒃᓗᑎᒃ ᓄᓇᕗᑦ ᑮᓇᐅᔭᓕᕆᔨᒃᑯᖏᑦᑕ ᐱᓕᕆᐊᖏᓐᓂᒃ ᐱᓕᕆᐊᒃᓴᖏᓐᓂᓪᓗ.

(ᐅ) ᐊᑐᐊᒐᓕᐅᕋᓱᒃᑐᑦ ᑐᑭᑕᕋᓱᒃᑐᑦ ᑲᑎᒪᔨᒃᑯᑦ ᑲᑎᒪᔪᑦ

ᐊᒍᓯᒥ ᑲᑎᒪᔨᒃᑯᑦ ᐅᓪᓗᓐᓂᒃ ᒪᕐᕈᐃᓂᒃ ᔭᓗᓇᐃᒥ ᑲᑎᒪᓚᐅᖅᓯᒪᕗᑦ, ᐸᕐᓇᒃᓴᖅᓗᑎᒃ. ᑲᑎᒪᔨᐅᔪᑦ ᐱᓕᕆᐊᒃᓴᒥᖕᓂᒃ ᕿᒥᕐᕈᐊᖅᓗᑎᒃ ᑐᑭᑕᒃᑲᓐᓂᕋᓱᐊᖅᓗᑎᒃ ᖃᓄᖅ ᐱᓕᕆᑦᑎᐊᕐᓂᖕᒥᒃ. ᐱᓕᕆᐊᒃᓴᑎᒃ ᓇᖕᒥᓂᖅᑕᕐᓂᖕᒥ ᐊᑕᔪᑦ ᐋᖅᑭᑦᑎᐊᕆᐊᒃᑲᓐᓂᖅᓗᓂᔪᒃ. ᑲᑎᒪᔪᑦ ᑐᕋᕐᕈᑎᒃᓴᓂᒃ ᐊᒥᓱᓂᒃ ᐊᑐᐊᒐᒃᓴᓂᒃ ᐋᖅᑭᒃᓯᓚᐅᖅᐳᑦ, ᓯᕗᓂᑦᑎᖕᓂ ᑮᓇᐅᔭᓂᒃ ᐱᕈᖅᓴᐃᓂᕐᒧᑦ ᐊᑐᐊᒐᓇᓂᐊᖅᑕᖏᑦ ᑐᑭᑕᓚᐅᖅᐳᑦ. ᐊᒻᒪᓗ ᑎᒥᐅᓗᑎᒃ ᐱᖅᑯᓯᒃᓴᖏᑦ ᑐᑭᑕᓚᐅᖅᐳᑦ.

(ᐊ) ᐃᑦᓂᐊᖅᑎᑦᑎᔨᒃᑯᑦ ᑲᑎᒪᔨᕋᓚᖏᑦ

ᑎᓯᐱᓇᒥ ᓄᓇᕗᑦ ᑮᓇᐅᔭᓕᕆᔨᒃᑯᖏᑦᑕ ᑲᑎᒪᔨᖏᑦ ᐊᒻᒪ ᐃᑦᓂᐅᖅᑎᑦᑎᔨᒃᑯᑦ ᑲᑎᒪᔨᕋᓚᖏᑦ ᓯᕗᓪᓕᖅᐹᒥ ᑲᑎᓚᐅᖅᓯᒪᕗᑦ. ᑲᑎᒪᐅᓯᖅᑲᓗᐊᓚᐅᖅᐳᓪᓕ ᖃᓄᖅ ᐃᑦᓂᐅᖅᑎᑦᑎᓂᖅ ᒪᓕᖓᖅᑲᐅᓪᓗᓂ ᐊᐅᓚᓐᓂᖅᑲᓂᐊᓇᐊᒃᓴᖓᓂᒃ. ᓄᓇᕗᑦ ᑮᓇᐅᔭᓕᕆᔨᒃᑯᖏᑦᑕ ᐊᐅᓚᑦᑎᔨᑕᓇᓂᐊᖅᑕᖓ ᐃᓚᐅᓚᐅᖅᓯᒪᕗᖅ, ᐃᖅᑲᓇᐃᔭᓕᕆᐊᑦᓂᐊᖅᑐᓂ ᔭᓄᐊᓇ 1993-ᒥ. ᐊᐅᓚᑦᑎᔨᐅᔪᑦ ᓇᓗᓇᐃᔭᓚᐅᖅᐳᖅ ᐃᑦᓂᐅᖅᑎᒃᑯᑦ ᑲᑎᔨᕋᓚᖏᓐᓄᑦ ᑲᓄᖅ ᐃᑦᓂᐊᑦᓂᖕᒧᑦ ᒪᓕᖓᑦ ᐱᖅᑯᓯᐅᓂᐊᖅᑐᑦ ᐱᓕᕆᐊᖑᓂᐊᕆᐊᒃᓴᖏᑦ, ᖃᖓᓗ ᐱᐊᓂᒃᓯᒪᔭᕆᐊᖃᕆᐊᒃᓴᖏᑦ. ᒪᓕᖓᐅᓂᐊᖅᑐᑦ ᐃᑦᓂᐊᖅᑎᑦᑎᓂᖕᒧᑦ ᐃᒪᓐᓇ ᐸᕐᓇᒃᑕᐅᒋᐊᖃᓚᐅᖅᐳᑦ; ᐊᑐᐊᖓᐃᑦ, ᑐᕋᖓᐃᑦ, ᑎᑎᕋᖕᒪᐅᑉ ᐃᓗᐊᓂ ᐊᐅᓚᓃᑦ ᐱᖅᑰᓯᑦ ᐊᒻᒪ ᐃᑦᓂᐊᖅᑎᐅᔪᓄᑦ ᐊᐅᓚᑦᑎᔨᐅᓂᐊᖅᑑᑉ ᐱᓕᕆᐊᒃᓴᖏᓐᓂᒃ ᓇᓗᓇᐃᔭᑦᑎᐊᖅᓯᒪᓗᓂ ᓴᖅᑭᑕᐅᒋᐊᖃᓚᐅᖅᐳᖅ. ᐸᕐᓇᒃᑕᐅᕋᓂᓚᐅᕋᒥᒃ ᒪᓕᖓᒃᓴᐃᑦ 1993-ᒥ ᐊᑐᓕᖅᐸᓪᓕᐊᓂᐊᓚᖅᐳᑦ.

(ᑎ) ᐃᓄᑐᖃᐃᑦ ᑮᓇᐅᔭᒃᓴᖏᑦ

ᐃᓄᑐᖃᐃᑦ ᑮᓇᐅᔭᖅᑕᖅᐸᓚᖅᑐᑦ ᐱᕝᓗᖏᑦ ᑮᓇᐅᔭᓂᒃ ᓄᐊᑦᑎᒋᐊᑲᖅᐳᑦ, ᑎᒥᒥᒃ ᓴᖅᑭᑦᑎᓗᑎᒃ ᐃᑲᔪᖅᑎᐅᒋᐊᓪᓗᓂ ᐃᓄᑐᖃᖕᓄᑦ ᑐᕋᖓᔪᓄᑦ ᑮᓇᐅᔭᓂᒃ ᑎᖑᒥᐊᖃᐅᓂᐊᖅᑐᒥᒃ. ᐃᓄᑐᖃᐃᑦ ᑮᓇᐅᔭᒃᓴᖏᑦ ᓄᓇᕗᑦ ᑮᓇᐅᔭᓕᕆᔨᒃᑯᖏᑦᑕ ᐱᕈᖅᓯᐊᓇᓂᐊᖅᐸᖏᑦ, ᑭᓯᐊᓂ ᑐᓐᖓᕕᑯᑦ ᐃᓄᑐᖃᓄᑦ ᑐᓂᐅᕋᖅᐸᓪᓕᐊᓗᓂᖏᑦ. ᐃᓄᑐᖃᓄᑦ ᑮᓇᐅᔭᑦ ᐃᓂᖓ ᐅᖑᒪᔭᐅᓂᐊᖅᑐᑦ ᓄᓇᕗᑦ ᑮᓇᐅᔭᓕᕆᔨᒃᑯᖏᑦᑕ ᑲᑎᒪᔨᖏᓐᓂᑦ.

(ᑐ) ᐊᖑᓇᓱᒃᑎᒃᑯᓐᓄᑦ ᑮᓇᐅᔭᑦ ᐃᑲᔫᑎᑦ

ᓄᓇᑦᑎᐊᑉ ᒐᕙᒪᒃᑯᖏᑦ ᐊᖑᓇᓱᒃᑎᒃᑯᓐᓄᑦ ᐃᑲᔫᑎᖏᓄᑦ ᐃᓕᓯᓂᐊᖅᐳᑦ $3-ᒥᓕᐊᓐᓂᒃ, ᐅᑭᐅᑦ ᑕᓪᓕᒪᑦ ᐊᑐᖅᓂᖏᓐᓂ ᑐᓂᕙᓪᓗᓂᔾᔪᒃ. ᑐᓐᖓᕕᒃᑯᑦ ᑕᐃᒪᓐᓇ ᐅᓄᖅᑎᒋᔪᓂᒃ

ᑐᓂᓯᐊᓇᕗᑦ, ᐅᑭᐅᓄᑦᑕᐅᖅ ᑕᓪᓕᒪᓄᑦ ᑐᓂᓯᕙᓪᓗᑎᒃ. ᑮᓇᐅᔭᓪᓕ ᐊᖑᓇᓱᒃᑎᓄᑦ ᐃᑲᔫᑎᑦ ᓄᓇᕗᑦ ᑮᓇᐅᔭᓕᕆᔨᒃᑯᖏᓐᓂᑦ ᐃᑦᓂᐅᖅᑎᑕᐅᓂᐊᖅᐳᑦ, ᑎᖑᒥᐊᖅᑕᐅᓗᑎᓪᓕ ᐊᒻᒪᓗ ᐊᖑᓇᓱᒃᑎᓄᑦ ᑐᓐᖓᕕᒃᑯᑦ ᑐᓂᐅᕋᖅᐸᓪᓗᓂᔾᔪᒃ. ᐊᖑᓇᓱᒃᑎᓄᑦ ᐃᑲᔫᑎ ᐋᖅᑭᒃᓯᒪᓕᑐᐊᖅᐸᑦ ᑕᐃᒪᓐᓇ ᐊᐅᓚᑕᐅᓂᐊᖅᑐᖅ.

ᑲᑐᔾᔨᐅᔪᑦ ᐊᓯᔾᔨᕐᓂᖓ ᐊᕐᒍᑦ ᐃᓱᐊᓂ

- ᔫᓄᐊᓇ 1993-ᒥ, ᐋᓐᑎ ᑳᒻᐳᑦ ᐃᓚᐅᓕᓚᐅᕐᐳᖅ ᓄᓇᕗᒻᒥ ᑮᓇᐅᔭᓂᒃ ᐸᐸᑎᔾᔨᓄᑦ ᐊᖑᓚᖕᕕᖕᒥ ᐃᓱᒪᒪᑕᐅᐃᓕᕐᔪᓂ ᐊᐅᓚᑎᔾᔨᐅᓕᕐᓱᓂ.

- ᓴᑦᓕ ᓚᐃᐅᑦ ᒫᓇᐅᔪᒻᒥ ᐃᖕᓯᕙᐅᑕᖕᒍᓚᐅᕐᑐᖅ ᒫᔾ 1993-ᒥ ᑕᐃᓱᒻᒪᓂ ᐹᑦ ᖁᐊᓴ ᓄᖅᑲᕐᑎᓗᒍ ᐃᖕᓯᕙᐅᑕᐅᓂᕐᒥᓂᒃ ᓂᕈᐊᕐᑕᐅᖅᑳᕐᑎᓗᒍ ᐊᖓᔪᖅᑳᖕᒍᓂᕐᒥᒃ ᑐᖓᕕᓄᓄᑦ. ᒥᕐᑕ ᖁᐊᓴ ᓱᑦᓕ ᐃᖕᓯᕙᐅᑕᖅᑲᕐᑐᖅ ᑲᑎᒻᒪᔾᔨᓄᑦ ᕿᑭᕐᑖᓗᖕᒥᒃ ᑭᕙᓪᓕᕐᑐᐃᓗᓂ ᐸᐸᑎᔾᔨᐅᖅᑲᑕᐅᓗᓂ.

- ᐊᐃᐱᓇ 1993-ᒥ, ᑕᒫᖅ ᑰᑦᓕ ᑎᓕᔭᐅᓚᐅᕐᑐᖅ ᑭᕙᓪᓕᕐᒥ ᐃᓄᐃᑦ ᑲᑐᔾᔨᕐᑯᑎᖕᒋᓄᑦ ᐊᓯᔾᔨᕐᑯᓗᒍ ᐃᕗ ᐊᐃᑭᕐᒥᒃ ᑭᕙᓪᓕᕐᒥᖕᒫᕐᓱᓂ ᐸᐸᑎᔾᔨᐅᓂᕐᒧᑦ.

- ᒪᐃ 1993-ᒥ, ᒫᒃ ᐃᕙᓗᐊᕐᔪᒃ ᑎᓕᔭᐅᓚᐅᕐᑐᖅ ᕿᑭᕐᑖᓗᖕᒥ ᐃᓄᐃᑦ ᑲᑐᔾᔨᕐᑯᑎᖕᒋᓄᑦ ᐊᓯᔾᔨᕐᑯᓗᒍ ᐸᐅᓗᓯ ᐸᓂᓗᒥᒃ ᕿᑭᕐᑖᓗᖕᒧᑦ ᐸᐸᑎᔾᔨᐅᓂᕐᒧᑦ.

ᓄᖅᑲᐅᑎ, ᐅᓂᒃᑳᑦ ᐃᓱᐊ

ᓄᓇᕗᒥ ᑮᓇᐅᔭᓕᓇᔾᔨᒃᑯᑦ ᑲᑎᒪᔾᔨᖕᒋᓕᓗ ᖁᔭᓐᓇᒥᕈᒪᕗᒍᑦ ᐃᓚᐅᑎᑕᐅᔪᓐᓇᕐᑦᑕ ᐃᓄᐃᑦ ᓄᓇᕗᒥ ᐱᕙᓪᓕᐊᔪᓕᓇᓕᖅᑎᓪᓗᖕᒋᑦ. ᓯᕗᓂᒃᓴᕐᑎᖕᓂ ᓄᑕᕋᕗᑦ ᐃᓱᒪᒋᓪᓗᑎᒍ ᖁᕕᐊᓇᖁᔭᕗᑦ ᐃᓅᓯᖕᒋᑦ.

ᐸᐊ ᖁᐊᓴ, ᐃᒃᓯᕙᐅᑕᖅ ᓄᓇᕗᑦ ᑮᓇᐅᔭᓕᓇᔾᔨᒃᑯᖕᒋᑦ

ᐅᐊᖕᓇᖕᒐ ᕿᑭᕐᑖᓗᑦ, ᓄᓇᓯᐊᖅ

COMSTOCK/M. Beedell

KOVAHIGTOMI KIKITAALOOK, NUNATSIAK

North Baffin Island, Northwest Territories

ᐊᔾᑮᖅᑐᑦ ᑮᓇᐅᔭᓕᐅᕐᕕᐅᓇᓱᐊᕐᑐᑦ

ᑎᓯᐱᕆ 31, 1992

ᓇᐃᑐᒻᒧᑦ ᑐᕋᖓᔪᑦ
ᑲᓇᑕᒻᒥ ᒐᕙᒪᑯᑦ ᑮᓇᐅᔭᕐᑯᑎᖏᑦ $ 19, 762.00

ᑮᓇᐅᔭᐃᑦ ᐊᒻᒪᓗ ᐳᕋᕕᓐᓯᓂᖓᕐᑐᑦ ᐊᕕᖕᑐᕐᓱᒻᒪᔪᓂ
ᐊᒻᒪᓗ ᓇᓗᓇᖏᑐᑦ ᑮᓇᐅᔭᓕᐅᕐᕕᐅᓂᐊᕐᑐᑦ
ᐳᕋᕕᓐᓯᖓ ᐊᓪᔅᑕ
10.75%, ᔭᓄᐊᕆ 15, 1996 199,680.00

ᐳᕋᕕᓐᓯᖓ ᒫᓂᔅᑐᐸ
9.875%, ᔪᓚᐃ 13, 1998 299,625.00

ᓄᓇᓱᐊᒻᒥ ᒐᕙᒪᑯᑦ ᒪᓕᒐᓕᐅᕐᑎᖏᑕ ᐃᖅᓗᖓᑦ
13%, ᐆᒍᑎ 31, 2013 250,000.00

ᓅᕙᓯᑰᓴᒻᒥ ᓄᓇᖃᑎᑮᖏᓂ ᑮᓇᐅᔭᖃᕐᑎᑎᕙᖅᓂᕐᒧᑦ ᑯᐊᐸᕋᐃᓴᖓᑦ
10.50%, ᒪᐃ 29, 2000 200,000.00

ᐊᓐᑕᕆᐅᒻᒥ ᐃᒻᒪᖃᕐᑎᑎᔾᖏᑦ
10%, ᒫᔾ 19, 2001 198,800.00

ᐊᓐᑕᕆᐅᒻᒥ ᐃᒻᒪᖃᕐᑎᑎᔾᖏᑦ
10.625%, ᕕᕗᐊᕆ 19, 1997 306,150.00

ᑯᐸᐃᖅᒥᑦ
10.50%, ᐆᒃᑑᐱᕆ 20, 1998 249,778.75

ᓄᓇᕐᔪᐊᓕᖅᓂ ᑮᓇᐅᔭᓕᐅᕐᕕᐅᓇᓱᐊᕐᑐᑦ
ᐃᓐᒪᓐᑕᓐᒥ ᓄᓇᓕᖅᔪᐊᓂ
9.625%, ᒪᐃ 03, 2008 297,375.00

ᑮᓇᐅᔭᖃᕐᕖᑦ ᐊᒻᒪᓗ ᐸᐸᑎᕕᐅᔪᑦ ᓇᓗᓇᖏᑐᑦ
ᑮᓇᐅᔭᖃᕐᕕᒃ ᐹᖅᑐ ᓅᕙᓯᑰᓴ
8.40%, ᑎᓯᐱᕆ 1, 1997 100,600.00

ᑯᐊᐸᕋᐃᓴᑯᓂᑦ ᐊᓯᔾᕈᓇᖏᑐᑦ
ᐱᑦ ᑲᓇᑕᑯᓂᑦ (ᐅᖃᓗᓕᕆᔨᑦ)
10.00%, ᔪᓂ 15, 2000 310,140.00

ᑮᓇᐅᔭᖃᕐᕕᒃ ᕈᐃᐅᑦ ᐹᖅᑐ
10.50%, ᒫᔾ 01, 2002 299,550.00
$2,731,460.75

ᓄᓇᕗᖅ ᑭᓇᐅᔭᓕᕆᔨᓐᑯᖕᒋᑦᑕ ᑭᓇᐅᔭᑦ

ᐊᑐᖅᑕᖕᒋᑦ ᑎᖑᕙᓪᓕᐊᔭᖕᒋᑦ

ᐅᑭᐅᑉ ᓂᖑᐊᓂ ᑎᓯᐱᕆ 31, 1992-ᒧᑦ.

ᑭᓇᐅᔭᓂᒃ ᖃᐅᔨᓴᖅᑎᓐᑯᑦ ᐅᑲᐅᓯᖕᒋᑦ ᑲᑎᒪᔨᓄᑦ

ᓄᓇᕗᑦ ᑭᓇᐅᔭᓕᕆᔨᓐᑯᖕᒋᑦᑕ ᑭᓇᐅᔭᓄᑦ ᐊᑐᖕᓂᖕᒋᑦ ᖃᐅᔨᓴᓚᐅᖅᐸᕗᑦ ᑎᓯᐱᕆ 31, 1992-ᒧᑦ ᑎᑭᒃᓗᒍ ᐊᑐᖕᓂᖕᒋᑦ. ᑭᓇᐅᔭᑦ ᐊᑐᖅᐸᓪᓕᐊᔪᑦ, ᐃᓱᖅᐸᓪᓕᐅᔪᑦ, ᐱᖑᑎᖕᒋᑦ, ᐊᓯᔾᔨᖅᑐᓪᓗ ᑕᓐᓇ ᐅᓪᓗᓇᓪᓗᒍ ᐅᑭᐅᖕᒐᑦ ᓄᖅᑲᓚᐅᖅᐳᖅ. ᑭᓇᐅᔭᓕᕆᔨᓐᑯᑦ ᑭᓇᐅᔭᓄᑦ ᐊᐅᓚᓪᓂᐅᔪᑦ ᐊᐅᓚᑦᑎᔨᖕᒐᑦᑕ ᐃᖅᑲᓇᐃᔭᖅᑎᐅ ᔪᑦ ᑲᒪᒋᕙᖕᒋᑦ. ᐅᕙᒍᑦᓕ ᐊᑐᖅᑕᐅᓯᒪᔪᓂᒃ ᕿᒥᕐᕈᐊᕈᑦᑕ ᖃᓄᖅ ᐃᓱᒪᒋᔭᑦᑎᖕᓂᒃ ᓂᓪᓕᓇᐊᑲᖅᐳᒍᑦ.

ᑭᓇᐅᔭᒃ ᖃᐅᔨᓴᐃᓂᖅ ᒪᓂᒃᑲᐅᖅᑐᖅ ᒪᓕᒃᓗᑎᒍ ᖃᐅᔨᓴᐃᓚᐅᖅᐳᒍᑦ. ᖃᐅᔨᓴᐃᓂᐊᓕᕋᒃᑕ ᐸᓐᓇᔾᐸᐅᒍᑦ ᕿᓂᖕᓂᐊᒻᒪᓗᑕ ᑭᓇᐅᔭᑦ ᐊᐅᓚᑕᐅᓂᖕᒋᑦ ᐊᖅᑭᑦᑎᐊᖅᓯᒪᒐᓗᐊᓇᐊᖕᓴᖕᒋᑦ, ᑕᒻᒪᖅᑕᖅᓯᒪᓐᖕᒋᖅᑲᓗᐊᓇᐊᖕᓴᖕᒋᑦ. ᑭᓇᐅᔭᓄᑦ ᐊᐅᓚᑕᐅᓂᑯᑦ ᐃᓚᖕᒋᑦ ᕿᒥᕐᕈᐊᕐᑎᐊᖅᓗᑎᒍ ᖃᐅᔨᓴᐃᓂᑲᖅᐸᕗᑦ, ᐃᓚᖅᑯᓯᐅᔪᓂᒃ ᑭᓇᐅᔭᓕᕆᔨᓂᖕᒋᓐᓄᑦ. ᑭᓇᐅᔭᓪᓗ ᐊᐅᓚᑕᐅᓂᖕᒋᑦ ᓱᕋᐃᓐᖕᒋᖅᑲᓗᐊᓇᐊᖕᓴᖕᒋᑦ ᖃᐅᔨᓴᖅᐸᕗᑦ. ᑕᒪᕐᒥᓪᓗ ᑭᓇᐅᔭᓄᑦ ᐊᑐᖅᐸᓪᓕᐊᔪᓄᑦ ᑐᓴᐅᒪᑎᑦᑎᓂᖕᒋᑦ ᑕᑯᑦᓴᐅᑎᑦᑎᓂᖕᒋᑦ ᕿᒥᕐᕈᐊᖅᐸᕗᑦ.

ᐃᓱᒪᕙᒍᓪᓕ ᑭᓇᐅᔭᑦ ᐊᑐᖅᑕᐅᓯᒪᔪᑦ ᐅᑭᐅᓇᓚᐅᖅᑕᑦᓯᕐᓂ ᐊᖅᑭᑦᑎᐊᖅᓯᒪᔪᑦ ᐅᑭᐅᖅ ᓄᖑᐊᓄᑦ ᑎᓯᐱᕆ 31, 1992-ᒧᑦ. ᐊᒻᒪᓗ ᑭᓇᐅᔭᓕᕆᓂᕐᒧᑦ ᐊᓯᔾᔨᖅᑕᐅᓯᒪᔪᑦ ᐊᖅᑭᑦᑎᐊᖅᓯᒪᕙᑦ.

ᐱ ᐃᑦ ᒪᐅᐃᒃ ᑐᐅᓐ
ᑭᓇᐅᔭᓄᑦ ᖃᐅᔨᓴᖅᑎᓐᑯᑦ

ᐊᑐᕙᑦ, ᐊᓐᑎᐅᓕᔪ
ᖁᐊᓇ 23, 1993

ᓄᓇᕗᑦ ᑭᓇᐅᔭᓕᕆᔨᖕᒋᑦ

ᑭᓇᐅᔭᑦ ᐊᑐᖅᓯᒪᔭᖕᒋᑦ

ᑎᓯᐱᕆ 31, 1992-ᒧᑦ, 1991-ᒥ ᐊᑐᖅᓯᒪᔪᑦ ᓇᓗᓇᐃᓐᑯᑕᐅᕗᑦ ᐱᕙᓪᓕᐊᔪᓄᑦ

	1992	1991
ᐱᑯᑎᖕᒋᑦ		
ᑭᓇᐅᔭᑦ ᐃᓂᐅᖅᑎᑕᓪᓗ (ᐅᖃᐅᓯᖅ 2)	$ 177,884	$ 410,802
ᐃᓂᐅᖅᑐᑦ ᑐᓂᔭᐅᒋᐊᑲᖅᑐᑦ	81,892	91,014
ᑲᑎᒪᔨᓄᑦ ᑭᓇᐅᔭᑦ ᑐᓂᔭᐅᔪᑦ	8,696	-
ᐃᓂᐅᖅᑎᑕᑦ (ᐅᖃᐅᓯᖅ 3)	2,711,733	2,754,868
ᐊᑐᖅᑐᐊᖅᑕᖅ ᑐᑎᓇᐊᓕᒃ (ᐅᖃᐅᓯᖅ 4)	300,000	-
ᓴᓇᕐᑭᑎᑦ ᐱᖑᑎᑦ (ᐅᖃᐅᓯᖅ 5)	25,787	34,872
	$3,305,992	$3,291,556

ᐊᑭᑦᑐᑦ ᐊᖏᔪᓪᓗ ᐊᑭᓕᓇᐊᑲᖅᑐᑦ

ᐊᑭᑦᑐᑦ:

ᐊᑭᓕᖅᓯᐃᓐᓇᓇᐊᑲᖅᑐᑦ	$ 18,435	$ 25,092
ᑐᓐᖓᖅᑯᓪᓄᑦ ᐊᑭᑦᑐᖅ	133,078	38,595
ᐃᓄᖕᓄᑦ ᑐᓂᒋᐊᑲᖅᑐᑦ (ᐅᖃᐅᓯᖅ 6)	300,560	475,850
ᐊᑐᖅᑐᐊᖅᑕᖅ ᐊᕿᓕᖅᑕᓯ (ᐅᖃᐅᓯᖅ 4)	300,000	-
	752,091	549,537
ᐱᖑᑎᖕᒋᑦ	2,533,901	2,742,019
	3,305,992	$ 3,291,556

ᓇᓗᓇᐃᔭᓇᐊᖃᓐᓂᖅᓯᒪᔪᑦ ᑭᓇᐅᔭᑦ ᒥᓄᑦ ᒪᒃᐱᖅᑐᒐᓂᑦᑐᑦ.

ᓄᓇᕗᑦ ᑭᓇᐅᔭᓕᕆᔨᓐᑯᑦᑎᑦ

ᑭᓇᐅᔭᑦᒪ ᐊᑐᖅᑕᐅᔪᑦ ᐊᒻᒪ ᐊᑦᑎᔪᑦ ᐱᕐᑯᑎᑦᑎᑦ

ᑎᓯᐱᕆ 31, 1992, ᐅᑭᐅᑦ ᓂᕐᒍᐊᓂ 1991-ᒥ ᐊᑐᖅᓯᒪᔪᑦ ᓇᓗᓇᐃᓐᑯᑕᕆᓪᓗᑦᑎᑦ

	1992	1991
ᑭᓇᐅᔭᑦ:		
ᐃᑦᓂᐅᖅᑐᑦ	$ 318,824	$ 320,400
ᐊᓯᑦᑎᑦ ᑭᓇᐅᔭᑦ ᐃᓯᖅᑐᑦ	-	5,528
ᑭᓇᐅᔭᑦ ᐊᑐᖅᑐᑦ:		
ᐃᑦᑎᕋᓂᖅ, ᑐᔪᑦᒥᓂᖅ	77,874	45,860
ᑲᑎᒪᔾᔪᓯᐊᑦ	35,300	26,543
ᐃᖅᑲᓇᐃᔭᖅᑐᑦ ᑭᓇᐅᔭᓕᐊᑦᑎᑦ	31,103	35,119
ᐃᑲᔪᖅ ᑎᑦ ᑲᓐᑐ ᓚᒃᓯᒪᔪᑦ	28,821	90,925
ᑎᑎᖅᑲᓂᒃ ᐅᓄᖅᓯᑎᑦᑎᓂᖅ	10,733	8,353
ᐱᕐᑯᑎᑦ ᐱᑐᖃᖅᐸᓪᓕᐊᓂᑦᑎᑦ	10,229	6,042
ᑭᓇᐅᔭᖅᑕᑦᑐᑦ ᐊᑭᕐᒐ	5,616	6,814
ᑎᑎᕋᑦᑐᒃ	3,563	2,070
ᐃᓄᒃᑎ ᑐᓕᕆᓂᖅ	3,143	3,290
	206,382	225,016
ᑭᓇᐅᔭᑦ ᐊᒥᐊᒃᑯᑦ	112,442	100,912
ᑭᓇᐅᔭᑦ ᐅᑭᐅᖅ ᐊᑐᕆᐊᖅᑎᓪᓗᒍ	2,742,019	1,943,488
	2,854,461	2,044,400
ᐃᓄᒃᓄᑦ ᓇᕐᒥᓂᓕᒃᓄᑦ ᑐᓂᔭᖅ (ᑐᓐᖓᑦᑯᓐᓄᑦ)	300,560	302,381
ᑭᓇᐅᔭᖅᑕᑦ ᐅᑭᐅᕆᔭᑦᑎᒃᓂ	-	1,000,000
ᑭᓇᐅᔭᑦ ᐅᑭᐅ ᓂᕐᒍᐊᓂ	$2,553,901	$2,742,019

ᑭᓇᐅᔭᑦ ᐊᑐᖅᓯᒪᔪᑦ ᐅᖃᐅᓯᐅᑦᑎᐊᒃᑲᓐᓂᖅᐳᑦ ᑎᑎᖅᑲᓂ ᒥᒃᐱᑐᒐᓂ.

ᓄᓇᕗᑦ ᑭᓇᐅᔭᓕᕆᔨᓐᑯᑦᑎᑦ

ᑭᓇᐅᔭᑦ ᐊᐅᓚᑕᐅᓂᕐᑎᑦ ᐊᓯᔾᔨᖅᑐᑦ ᑭᓇᐅᔭᓪᓗ

ᑎᓯᐱᕆ 31, 1992, ᐅᑭᐅᑦ ᓂᕐᒍᐊᓄᑦ ᑎᑭᓪᓗᒍ, 1991-ᒥ ᐊᑐᓂᑯᑦ ᓇᓗᓇᐃᑭᑕᐅᒃᑲᓐᓂᖅᐳᑦ.

	1992	1991
ᑭᓇᐅᔭᑦ ᐊᑐᖅᑐᑦ ᐅᑯᓄᕐᒐ:		
ᐱᓕᕆᐊᓄᑦ (ᐊᐅᓚᔾᔪᑎᑦ):		
ᐊᒥᐊᒃᑯᑦ	$ 112,442	$ 100,912
ᐱᕐᑯᑎᑦ ᐃᑐᖃᕐᒍᖅᐸᓪᓕᐊᓂᑦᑎᑦ	10,229	6,042
	122,761	106,954
ᒥᑭᓪᓕᕆᐊᖅᑐᖅ (ᐃᓚᒋᐊᖅᑐᖅ)		
ᐃᑦᓂᐅᖅᑐᑦ ᑐᓂᔭᐅᕆᐊᑲᖅᑐᑦ	9,122	(90,368)
ᑲᑎᒪᔨᒃᑯᑦ ᑭᓇᐅᔭᖅᑕᑦᑎᑦ ᐃᓚᒋᐊᖅᑐᑦ	(8,696)	-
ᐊᑭᓕᖅᓯᐃᓐᓇᓇᐊᑲᖅᑐᑦ ᐃᓚᔾᑎᐊᖅᑐᑦ	77,844	10,872
ᐃᓚᒋᐊᖅᑐᖅ (ᒥᑭᓪᓕᕆᐊᖅᑐᖅ)		
ᐃᓄᒃᓄᑦ ᑐᓂᔭᓇᐊᓕᒃ	(175,290)	302,381
	25,651	329,839
ᐃᑦᓂᐅᖅᑐᑦ:		
ᐃᓚᐅᓪᔪᑎᑦ ᐃᑦᓂᐅᕈᑎᑦ ᓂᐅᓪᐊᑦ	(410,740)	(2'754,868)
ᐃᓚᐅᓪᔪᑎᑦ ᐃᑦᓂᐅᕈᑎᑦ ᓂᐅᓪᖅᑕᐅᑎᑦᓗᑦᑎᑦ	453,875	-
ᐱᕐᑯᑎᓂᒃ ᓂᐅᓪᖅᑐᑦ	(1,144)	(39,884)
ᐊᑦᑎᔪᓄᑦ ᐃᑲ ᔪᑎᑦ	-	1,000,000
ᑐᓐᖓᑦᑯᓐᓄᑦ ᐊᑐᖅᑐᐊᖅᑎᑦᑎᓂᖅ	(300,000)	-
	(258,009)	(1,794,752)
ᑭᓇᐅᔭᓂᒃ ᐊᑐᖅᑎᑕᐅᓂᖅ:		
ᐊᑐᖅᑐᐊᖅ ᓄᓇᓯᒃᑯᓐᓂᑦ	300,000	-
ᑐᓐᖓᑦᑯᓐᓄᑦ ᐃᓄᒃᓄᑦ ᑐᓂᓯᓂᖅ	(300,560)	(302,381)
	(560)	(302,381)
ᑭᓇᐅᔭᑦ ᒥᑭᓪᓕᕆᐊᑦ ᐊᒻᒪ ᐃᑦᓂᐅᖅᑐᑦ	(232,918)	(1,767,294)
ᑭᓇᐅᔭᑦ ᐃᑦᓂᐅᖅᑐᓪᓗ ᐅᑭᐅᖅ ᐱᕆᐊᖅᑎᓪᓗᒍ	410,802	2,178,096
ᑭᓇᐅᔭᑦ ᐃᑦᓂᐅᖅᑐᓪᓗ ᐅᑭᐅᑦ ᓂᕐᒍᐊᓂ	$177,884	$410,802

ᑭᓇᐅᔭᑦ ᐊᑐᓂᖅᑦᓄᑦ ᐅᓂᒃᑲᑦᑎᐊᖅᓯᒪᔪᑦ ᓇᓗᓇᐃᔭᖅᓯᒪᔪᑦ ᒥᒃᐱᖅᑐᒐᒥᑉᐳᑦ.

ᓄᓇᕗᑦ ᑭᓇᐅᔭᓕᕆᔨᒃᑯᓐᑎᑦ

ᑭᓇᐅᔭᑦ ᐊᑐᖅᑐᑦ ᓇᓗᓇᐃᔭᖅᑕᐅᕗᑦ

ᑎᓯᐱᕆ 31, 1992 ᐅᑭᐅᑦ ᓂᕐᒍᐊᓂ

ᓄᓇᕗᒥ ᑭᓇᐅᔭᓕᕆᔨᒃᑯᑦ ᓴᖅᑭᑕᐅᓚᐅᖅᓯᒪᕗᑦ ᒪᓂᒃᑯᑦ ᐊᐃᕆᓕ 23, 1990-ᒥ.

ᓄᓇᕗᑦ ᑭᓇᐅᔭᓕᕆᔨᒃᑯᓐᑎᑦ ᓴᖅᑭᑕᐅᓂᑯᕗᑦ ᐱᔭᖅᓴᒃᖅᓗᑎᒃ ᓄᓇᕗᒥᒃ ᐃᓄᐃᑦ ᓇᕐᒥᓂᖅᑕᖅᑐᑦ ᑲᓇᑕᐅᑦ ᒐᕙᒪᒃᑯᓐᑎᖅᓂᑦ ᐊᑭᓕᖅᑕᐅᖃᑦᑕᑦᓂᐊᖅᑐᑦ ᑭᓇᐅᔭᕐᑎᖅᓂᒃ ᑎᕐᒍᒥᐊᖅᑎᐅᓂᐊᑦᒪᑕ. ᐃᓄᕐᓄᑦ ᑐᕋᕐᒪᔪᖅ ᐊᐅᓕᓂᕐᒥ ᐊᒃᒪ ᐱᓇᕐᓇᒥ ᓄᓇᑦᑎᐊᕐᒥ ᓄᓇᑲᖅᑐᑦ ᓄᓇᕗᑦ ᐃᓗᐊᓂ.

1. ᑭᓇᐅᔭᑦ ᐊᐅᓚᑕᐅᓂᕐᑎᖅᓄᑦ ᐃᓕᖅᑯᓯᖅ:
(ᐃ) ᐱᕐᓱᑎᑦ ᐊᕐᑎᔪᑦ:

ᐱᕐᓱᑎᑦ ᐊᕐᑎᔪᑦ ᐊᑭᑐᖅᑐᖅᑎᖅᓂᒃ ᐊᑐᖅᐳᑦ. ᐱᑐᖅᑲᐅᓕᖅᐸᑦᓕᐊᔪᑦ ᐊᑭᑦᓕᕝᑦᓕᐊᔪᑦ ᐃᒪᓐᓇ ᐊᑦᑭᑦᑕᐅᕗᑦ:

ᐱᕐᓱᑎᑦ	ᑐᑭᖅᑐ ᐊᑭᖅᑎᖅᓄᑦ	ᐊᖅᑭᒋᐊᕈᑎ
ᑎᑎᕋᖅᖅᒥ ᐱᕐᓱᑎᑦ	ᓱᕈᖅᐸᑦᓕᐊᓂᖅᑎᑦ	20ᐳᓴᓐ
ᓄᓇᓱᐅᑎ	ᓱᕈᖅᐸᑦᓕᐊᓂᖅᑐᒃ	30ᐳᓴᓐ

(ᐅ) ᐃᑦᓂᐅᖅᑐᑦ ᐳᖅᓯᒪᔪᑦ ᑭᓇᐅᔭᑦ:

ᑭᓇᐅᔭᑦ ᐊᑭᑐᖅᑐᖅᑎᖅᓂᒃ ᓴᓕᒃᐳᑦ. ᐃᑦᓂᐅᖅᐸᑦᓕᐊᔪᑦ ᐃᓚᓕᐅᑎᕝᑦᓕᐊᕗᑦ.

ᐊ) ᐊᑐᖅᑐᐊᒃᒐᐃᑦ ᑭᓇᐅᔭᑦ:

ᐊᑐᖅᑐᐊᖅᑕᐅᔪᑦ ᐊᑭᑐᖅᑐᑦ ᐊᑐᖅᐳᑦ. ᐃᑦᓂᐅᖅᐸᑦᓕᐊᔪᑦ ᐃᓚᓕᐅᑎᕝᑦᓕᐊᕗᑦ.

2. ᑭᓇᐅᔭᑦ ᐊᒃᒪ ᐃᑦᓂᐅᖅᑐᑦ, ᒐᕙᒪᒃᑯᓐᓄᑦ ᐊᑐᖅᑐᐊᖅᑎᑕᓯ:

	1992	1991
ᑭᓇᐅᔭᑦ	$ 158,487	$ 30,930
ᐃᑦᓂᐅᖅᑐᑦ ᐊᑐᖅᑐᐊᖅᑎᑕᓯ	19,397	379,872
	$ 177,884	$ 410,802

3. ᐃᑦᓂᐅᑦᓂᑦᒧᑦ ᐃᓕᓯᒪᔪᑦ:

ᐃᑦᓂᐅᖅᑐᑦ ᐳᖅᓯᒪᔪᑦ ᐊᑭᑐᖅᑐᖅᑎᖅᓂᒃ ᐊᑐᖅᓗᑎᒃ ᑭᓇᐅᔭᓄᑦ ᓇᓗᓇᐃᔭᖅᓯᒪᕗᑦ, ᑭᓯᐊᓂ ᐊᑭᑦᓚᑦᑕᓇᓕᖅᑕᖅᑎᑦ ᐅᑦᓗᖅ ᑎᓯᐱᕆ 31, 1991-ᒥ ᐃᒪᐃᓚᐅᖅᐳᑦ:

	1992	1991
ᑲᓇᑕᒥ ᐊᖅᑐᖅᓯᒪᔪᑦ ᐊᒃᒪ ᓇᓐᓕᐅᑦᑯᒪᑲᖅᑐᑦ	$1,804,392	$1,679,500
ᑎᒥᐅᔪᑦ ᐊᕐᑎᔪᑦ ᐊᓯᓐᕈᓐᓇᓐᑎᑦᑐᑦ	647,625	598,785
ᓄᓇᓕᑦ ᒐᕙᒪᖅᑎᑦᑕ ᐃᑦᓂᐅᕈᑎᖅᑎᑦ	301,500	569,375
ᑭᓇᐅᔭᖅᑕᖅᑐᑦ ᒐᕙᒪᒃᑯᓐᓗ ᐃᑦᓂᐅᖅᑐᑦ	100,600	50,375
	$2,854,117	$2,989,035

4. ᑭᓇᐅᔭᑦ ᐊᑐᖅᑐᐊᖅᑕᓯ ᐊᒃᒪ ᐊᕿᓕᖅᑕᓯ

ᓄᓇᕗᑦ ᑭᓇᐅᔭᓕᕆᔨᒃᑯᖅᑎᑦ ᓄᓇᓯᒃᑯᑦᓂᑦ $300.00-ᓂᒃ ᐊᑐᖅᑐᐊᓚᐅᖅᓯᒪᕗᑦ. ᓱᑎᐱᕆ 1993-ᒥ ᑐᑎᖅᑎᒋᐊᒃᖅᐳᑦ ᐃᑦᓂᐅᑦᓂᖅᑐᒃ 6-ᐳᓴᓐᒥᒃ ᐃᓚᖅᑐᓗ. ᑭᓇᐅᔭᓕᕆᔨᒃᑯᑦ ᑐᓐᖓᒃᑯᓐᓄᑦ $300.00 ᑕᓐᓇ ᐊᑐᖅᑐᐊᖅᑎᑕᐅᓚᐅᖅᐳᖅ. ᑐᓐᖓᒃᑯᑦ ᐅᑎᖅᑎᑦᑕᓇᐊᒃᖅᐸᖅᖓᑦ ᐊᑎᓕᐅᑦᓂᖅ ᑭᖑᓕᖅᐸᖅ ᐊᑐᓚᐅᖅᑎᑦᓗᒍ, ᐅᑦᓗᑦ 90 (ᑕᖅᑭᑦ ᐱᖓᓱᑦ) ᐱᐊᓂᒃᐸᑕ, ᐃᑦᓂᐅᑦᓂᖅᑐᒃ ᐃᓚᐅᓗᓂ 7-ᐳᓴᓐ ᐊᑦᕋᖑᑕᒪᑦ.

5. ᐱᕐᓱᑎᑦ:

			1992	1991
	ᐊᑭᖅᑐ	ᑲᑎᑦᐸᑦᓕᐊᔪᖅ ᓱᕈᖅᐸᑦᓕᐊᔪᖅ	ᐊᑭᖅᑐ ᑎᑎᕋᖅᖅᒥ	ᐊᑭᖅᑐ ᑎᑎᕋᖅᖅᒥ
ᐱᕐᓱᑎᑦ	$ 5,230	$ 1,423	$ 3,807	$ 3,471
ᓄᓇᓱᐅᑎ	36,942	14,962	21,980	31,401
	$42,172	$ 16,385	$ 25,787	$ 34,872

6. ᐃᓄᖅᓄᑦ ᓇᕐᒥᓂᓕᖅᓄᑦ ᑐᓂᔭᕆᐊᓕᑦ:

ᓄᓇᕗᑦ ᑭᓇᐅᔭᓕᕆᔨᒃᑯᖅᑎᑦᑕ ᐊᕐᕌᒍᑎᖅᑎᑦ ᒪᓕᒃᓗᖅᑎᑦ ᐅᑭᐅᑦ ᓂᕐᒍᐊᓂ ᐊᕐᕋᖑᑕᒪᑦ ᐃᓄᐃᑦ ᓇᕐᒥᓂᒃᑯᖅᑐᑦ ᑐᓂᐅᕋᖅᑕᐅᒋᐊᒃᖅᐸᒃᐳᑦ ᑭᓇᐅᔭᓂᒃ. ᑭᓯᐊᓂ ᓇᓗᓇᐃᖅᓯᒪᒃᐸᑦ ᑐᓂᔭᐅᔭᒃᔭᖅᑎᑦᑐᑦ ᐅᑭᐅᑦ ᓂᕐᒍᐊᓂ ᑐᓂᔭᐅᓇᔭᖅᑎᑦᐳᑦ.

ᐊᐅᔪᐃᑐᖅ ᒥᖕᒍᐃᖅᓯᕕᒃ, ᓄᓇᓯᐊᖅ

AUYUITUK ONAGOIHAVIK, NUNATSIAK

Auyuittag National Park, Northwest Territories

COMSTOCK/Malak



ᐊᐅᔪᐃᑐᖅ, ᓄᓇᓯᐊᖅ

AOYOETOK, ELLESMERE ISLAND, NUNATSIAK

Grise Fiord, Ellesmere Island, Northwest Territories

COMSTOCK/M. Beedell

NUNAVUTMI MANIGNIK PUURHIVIKMON EHOMATAIN HAVAGTIILO

HIVOLIPAAK

ALGAGO 1992 PILIRIVALATON AMMALO NAKOBLONI ALGAGOA INUGNON NUNANIK NAG-MINITARAHOATIBLOGIN. KIGLIGHA NIROAVIOJOK MAY 4-MI TAIMAINMAN NAKOJOMIK NIROAPAGTON AVIG-TAONIANIATA NUNATSIAP AMMALO AKIKTAOKOBLOGO NUNAVUT. OBLOANI NOVEMBER 3,4, AMMALO 5, INUIT NUTATSIAKMION NIROAPAGTON AGIHOTIK KAJOHITITAOKOBLOGO NUNANIK NAGMINITANIK AGIROTITIGON. TOGLIALI KAMAGIJAONIATOK GAVAMAKON EGLOJOAGANON KAJOHITITAOKOBLOGO KIGOLIPAGHIOTI AGIROTI AMMALO MALIGAK KAJOHITITAOKOBLOGO GAVAMAKON EGLOJOAGANON. ATILIORIJAOGPAN KIGOLIPAGHIOTIGHAK AGIROTI TFN-KONON AMMALO GAVAMAKONONJ, NUNAVUT MANNIINIK PUURHIVIK PITITAONIATON HIVOLIPAHIOTIMIK $54 MILLION MANIGNIK.

TAIFHOMANI HAJJAOJOMON AGIROTI KAJOHITITAOLRATIBLOGO 1990-MI, HIVOLIHIOTIN AKILIOTAOVAKTON $3 MILLION NUNANIK NAGMINITANIMON TAPKONAGAN KANATAOP GAVAMAKOGININ. NUNAVUT MAN-NNIINIK PUURHIVIK PIVAKTON $2 MIL-LION TALVAGAN MANILIOROTAOKOBLOGO AMMALO TUNGAVIKON PITITAOBLOTIK $1 MIL-LION EKAJOHIPAGTOLO AKINIK ELAINIK KIGLIGHAMON NIROANINON AMMALO KAJOHITITINIMON NIROANIMON.

ATILIOTAOGPAN KIGOLIPAHIOTI AGIROTI, NUNAVUT MANNIINIK PUUR-HIVIK PINIARAHOGIJON, ALGAGONIK 14-NIK, AMIAKOANIK $577 MILLION (1989), AMMALO ELAIN KOJAGINAK NIGITANIMON PIJAOJON HAVAGNITA GAVAMAKON NUNAKOTAINIK.

NUNAVUT MANNIINIK PUURHIVIK HOLI MANILIORAHOATON PIJAMIGNIK GAVAMAKONIN HILATOBLONI NAKOJOMIGLO AMMALO, MANIIN AJONAPAGTIBLOGIN HAJJAOJOMI, MANILIOTIAPAGTON ALGAGOMI 1992.

TAIMATON 1993 ALGAGOGINIAMAGO KIGOLIPAGHIOTI ANGIROTI NUNATANIMON ATOTAOLILONI, INUIT KILANARONATON HIVONIGHAMIGNIK NAGMINIK AOLATILIRONAKOBLOGIN AMMALO NAKONIHAMIK MANIG-TAPALILOTIK. NUNAVUT MANNIINIK PUURHIVIK KILANATON ELAONIANIMINIK HIVONIGHABTIGNI.

NUNAVUT MANNIINIK PUURHIVIK

TAIMATON KANATAOP MANIIN NAKOVAGIMATA ALGAGOMI 1992, PUURHIVIK AGATAOVALAGITONIK MANILIORAHOATON AKONIN HIVONIK EHOMAGIBLOGO, MANIGNIK AHIOJITAILIBLOTIK, PROVINCENI AMMALO NUNALIGJOANI GAVAMAKOGININ AMMALO ANGATANIN MANILIOVIOVAKTONIN. TAIMATON MANILIORAHOANIGIN TAKOGHAOJOK NAKOGIAGANIK, MANILIOVIOVAGTON HAKOGIKTIBLOGO 1992-MI AMMALO OTIPAGTON KOVAHIGHOTIK.

TAIMATON MANILIOTIONAHOAHONI, PUURHIVIK HAKOGINIKAGITOK ATORIAGHAK MANIGNIK MANILIOTAMIGNIK. TAHAMNA KAMAGIJAOGIAKAMAN "INUIT EKAJOHITAOJOKHAIN CORPORATIONGINON" EGMIKOLIGALONI KATOJIJIOJOK NAONAITAOHIMAJOK MALIGATIGON ELITARIJAOJOTIAGON AKIHINIKMIK MANIGNON PUURHIVIKMIK.

TILIJAONITA TIGOMEATIIN

PUURHIVIKF KATIMAJIKAMAN TIGOMEATINIK TAPKOALO 6-OBLOTIK (2 TIGOMEATIIN ATONIN AVIKTOHIMAJONIN) TILIJAOBLOTIK AVIGTOHIMAJONIN INUIT KATOJIJIKOTAININ.

MAY-GOTIBLOGO, CHARLIE LYALL AMMALO PAULOOSIE PANILO TILIJAOVAKTOK PIGAHONON ALGAGONON AVIGTOHIMAJOKOTAININ, KITIKMEOT AMMALO KIKITAALOK.

TAIFHOMANI TIGOMEATIIN KATIMATIBLOGIN AUGUSTMI, PAUL QUASSA, TIGOMEATI KIKITAALOKMON, NIROATAOVAKTOK EGHIVAOTAKANIMON AMMALO CHARLIE LYALL, TIGOMEATI KITIKMEOTNON, NEROATAOBLONI EGHIVAOTALIOP TUGLIANON. MY NGUYEN TILIJAOBLONI MANIGNIIK KAMAJIOBLONI AMMALO JULIA CIOK TILIJAOBLONI AGLAGTIMON ALGAGOMON ATAOHIMON.

TIKITIBLOGO DECEMBER 31, 1992, TIGOMEATIIN EGHIVAPAGTON KATIMAJINI TAPKONANI PUURHIVIKMI OKOAGOVON:

- PAUL QUASSA
  EGHIVAOTALIK AMMALO KIKITAALOKMON TIGOMEATI
  * TILIJAOFHATOK MAY 1991, ALGAGONON PIGAHONON
- CHARLIE LYALL
  EGHIVAOTAOP TOGLIA AMMALO KITIKMEOTNON TIGOMEATI
  * TILIJAOFHATOK MAY 1992, ALGAGONON PIGAHONON
- YVO AIRUT
  KEEWATINMON TIGOMEATI
  * DONAT MILORTUK TILIJAOFHATOK APRIL 1991 ALGAGONON PIGAHONON. YVO AIRUT ENAGIHIJOK MR. MILORTUKMIK JUNEMI, 1991, EHOLINAHOAHOGO ENIGHAGA (PIKSAGA PIGINABTIGO).
- PETER KRITAQLILUK
  KEEWATINMON TIGOMEATI
  * ALGAGOEN PIGAHON EHOLINIATON MAY, 1993
- JACK KUPEUNA
  KITIKMEOTNON TIGOMEATI
  * ALGAGOIN PIGAHON EHOLINIATON MAY, 1993
- PAULOOSIE PANILOO
  KIKITAALOKMON TIGOMEATI
  *TILIJAOFHATOK MAY, 1992, ALGAGONON POGAHONON

Paul Quassa
Eghivaotalik
Kikitaalok Tigomeati

Peter Kritaqliluk
Keewatinmin Tigomeati

Charlie Lyall
Eghivaotaliop Tuglia
Kitkmeotnin Tigomeati

Pauloosie Paniloo
Kikitaalogmin
Tigomeati

Jack Kupeuna
Kitikmeotnin Tigomeati

Andy Campbell
Aglagvigmi Ehomatak

My Nguyen, Maniliriyi

Julia Ciok, Aglagti

TIGOMEATIIN KATIMAVAGNIGIN

HITAMAIHOTIK KATIMAVAKTON ALGAGOMI 1992. TAIMATON KATIMATIBLOGIN KAMAGIJAKAPAGTON AGLAGVIKHIOTINIK, KAOJEHAHONIJOK MANILIOTAONAHOATON MANILIOTIOJ0NON, P.J. DOHERTY & ASSOCIATES, AMMALO AKIHOEBLOTIK MANILIORAHOANIMON MANIGAINIK ATOTAOVAKTOGHANIGLO.

TAIFHOMANI KATIMATIBLOGIN DECEMBERMI, TIGOMEATIIN KATIKATIKATON MANILIORAHOANIMON OKAOJIVAKTONON KAMITIKOGINIK HIVOLIPAAMIK AMMALO OKAMABLOTIK PARNATAONINIK MANILIORAHOANIMON MALIGAINIK AMMALO KANORTON ELAONIAMAGATA TAPKOAN KAMITIKON MANILITIONAHOATON. ELAOTIBLOGO KATIMAHINANINON, TIGOMEATIIN PANAINIANIMON ELINIAPAGTON AUGUSTMI AKIHILOTIK KANORTON ELAONIAMAGATA PUURHIVIK ELOANI NUNANIK NAGMINITANIMON AGIROTIANON.

MANILIOVIONAHOATON AMMALO MANILIOTIOJON

J.P. DOHERTY & ASSOCIATESKON, MANILIOTIOJON PUURHIVOKMON, KAMAGIJAKAMATA MANILIOTIOBLOTIK TIGOMEATINON. HIVONIGHABTIGNI, PUURHIVIK PANAIHIMAJON HAVAKTIGHANIK PINIAHOTIK MANILIOTIOKOBLOGIN PAMIPALIAJONIK MANIGNIK.

AMIHONIPAOJON MANIIN MANILIOTAONAHOATON GAVAMAKON MANIKOTAINIK TAIMATUN PUURHIVIK PIVALIATIBLOGO KANORILIOLOTIK MANILIORAHOANINIK NAKOJONIK, AHIOLIMAITONIK. AKIGIN MANILIOTAONAHOATON TIKITIBLOGO DECEMBER 30, 1992, AGITIGINIKAPOK $2,854,117.00. MANILIOVIONAHOATON ELAKAPON ALLAKIKTONIK

GAVAMAKON MANIKOTAINIK, CORPORATE MANIKOTAINIK AMMALO GIC TUNIJAOJOMIK KANATAMI ANGATAOJOMIN MANIKAVIKMIN. ALLAKIKTON MANILIOVIONAHOATON TAKOKHAOVON AGMALOKITAMI TAPKONANITON (ATTANI TAPKOAN). ONIPKAHIMAJON ALLAKIKTONIK MANILIOVIONAHOATONIK PUURHIVIKMON TAPKONANI ELAOVON OEGOMI "A".

TAIMATON GAVAMAKON MANIKOTAIN NAKOPIAPAGIKALOATIBLOGO MANILIOROTAONAHOAHOTIK NAKOVAKHIMAGMATA ALGAGOMI 1992 TAIMATON AKIGIN AKIKILIVALIMATA. PUURHIVIOP MANIGIN MANILIOTAONAHOATON GAVAMAKON MANIKOTAIN ATOTAOBLOTIK PIVIOVAKTON 10.3% ALGAGOMI 1992. TAIMATON OTIVIONIK NAKONIHAOJOK 1992-MI PIJAOJOLIMAANIN MANIGNIN ONIPKARIJAOHIMAJONI TAPKOTIGONAK OKALIMAGAKHAKON MANILIRIJONIK FINANCIAL TIMES MUTUAL FUND REPORT-KON. OTITOTAOK NAKONIHAOVAKTON 9.8%-MIOGANIN AKITAOHIMAJONON TAPKONOGAN SCOTIA MCLEOD UNIVERSE BOND INDEX.

1992-MI MANILIOVIONAHOATON KANORILIGANIIN

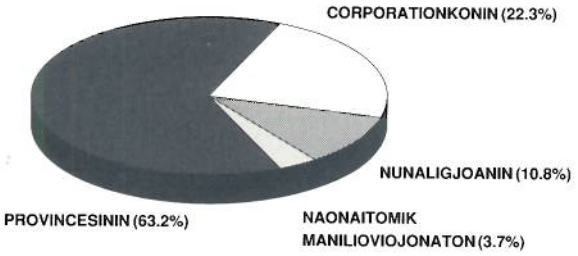

MANIGNIK ONIPKAHIMAJON

TIKITIBLOGO ALGAGOOP EHOA, PUURHIVIOP MANILIAGA MANILIOVIGIJAININ AGITIGINIKAPOK $318,824.00. AKILIRIALIGIN PUURHIVIOP, ELAOTIBLOGO AOLAPAGNIK, HINIGTAVIIN, TIGOMEATILO MANIGTARIVAKTAIN AGITIGINIKAPOK $206,382, AMIAKOBLONI MANILIAGA, PIITAOLRATIBLOGIN AKILIRIALIIN, $112,442.00.

NUNAVUT MANNIINIK PUURHIVIOP NAHAIJIGIN AMMALO MANIKAVIK

PEAT MARWICK THORNE NAHAIJIOGMAN PUURHIVIKMON. 1992-MI NAAHAHIMAJAIN ONIPKAAGIN TAPKONANITOK OEGOMI "B".

CANADA TRUSTKON KAMAJIGIJAVOT PIHIMAIKOBLOGIN AMMALO AOLATIKOBLOGIN MANIGNIK AKILIOTINIK GAVAMAKONIN PUURHIVIKMON. TIGOMEAPAGTON MANIGNIK KIHIANI TAPKOAN P.J. DOHERTY & ASSOCIATES, MANILIOTIGINAHOATAVOT, MANILIORAHOALIPAGIN. CANADA TRUSTKONTAOK TIGOMEAMIJON MANIGNIK NAGMINIRIJAOJONIK NUNAVUTMI PUURHIVIKMON AMMALO ONIPKAPAGHOTIK MANIIN AKIGINIK TAKITAMAAK.

MANILIOROTAOJON ALGAGOB EHOANI 31 DECEMBER

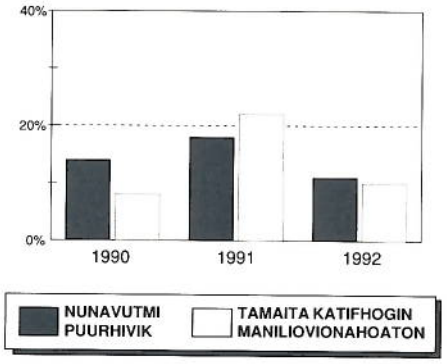

HAJJAOJOMI HIVONIGHAMILO KANORILIOTAONIATON

(A) KAJOHITITAONIA NUNANIK NAGMINITANIMON AGIROTI - TFN-KON KAJOHITITINAHOAHOTIK PULARANIGIN NUNALIGNON

TAIFHOMANI NOVEMBER 3, 4 AMMALO 5, INUIT AMIGAIPIATON VOTIPAGMATA AGIHOTIK ANGIROTIMIK AGIROTAOJOMIK GAVAMATOKAKONON AMMALO INUGNON NUNATAVIOJOMIK. TUNGAVIKON KAJOHITITINAHOAHOTIK PULARAPAGMATA NUNAKATIGIKTONON KIKOTOENANIK KATIMATITIVAKHOTIK KAGIHITITINAHOAHOTIK HONAOGIAGITA AGIROTIMITONIK NUNATANIMON. EGHIVAOTALIK TOGLIALO PUURHIVIKMIN ELAOVAKTOK POLARATIBLOGIN KAGIHITITINAHOAHOTIK ELAONIANIK PUURHIVIOP ELOANI NUNANIK NAGMINITANIKON.

(B) MALIGANIK ELINIANIK

KATIMAJIGIN TIGOMEATIIN OBLOGNIK MALROGNIK PARNAIPLOTIK KATIMAVAKTON YELLOWKNIFEMI AUGUSTMI. PIBJOTIGIVAOK ELINIANITA PIVIGHAKAKOBLOGIN KATIMAJIIN TIGOMEATIIN PARNAINIMIK KANORTON NAKONIPAOJOMIK KAMAGIJAKARONANINON PUURHIVIOP ELOANI NUNANIK NAGMINITANIKON AGIROMI. ELINIATIBLOGIN AKIHIJON TAPKONIGAN AJIKIKTONIK TORAHIJAOJONATONIK TIGOMEATINON AMMALO

NAONAITAOPLONI HIVONIGHAMI

KANORILIONIANITA MANILIOTAONAHOATONON AMMALO KATOJIJIOJOK AKIHOTAOKOBLOGO.

(C) MANILIORAHOANIMON OKALAIJONATON KAMITIKON

HIVOLIPAAMIK TAKIPAGTON TIGOMEATIIN AMMALO MANILIORAHOAHOTIK OKALAIJONATON KAMITIKON DECEMBERMI KATIMATIBLOGIN TIGOMEATIIN.

AGLAGVIKMI EHOMATAGHAK, ELAONIALIHONILO HAVAGNIALIHONI JANUARY, 1993, ONIPKAPAGTOK TAPKONOGAN MANILIORAHOAHOTIK KAMITIKOGINON PIBJOTIGIBLOGO AKOTIGINIAGA AMMALO KAGAONIANIATA AKITAONIATOB MANILIORAHOANIMON MALIGAKHANIK. MANILIORAHOANIMON MALIGAK ELAKAHOGOJOK ONIPKAHIMAJONIK MANILIORAHOANIMON MALIGAIN AMMALO TORARIJOMAJAIN, ATOTAOJOKHANIK AOLATINIMON KANORILIOLOTIK AMMALO MANILIORAHOANIMON AOLATIJIOP KAMAGIJAGHAIN. KAJOHITITIVALIANIATON PANAIHIMAJON PIGIANIAHONI ALGAGOMI 1993.

(D) ENUTOKANON MANIGHAIN PUURHIMAJON

ENOTOKANON MANIGHAIN PUURHIMANIATON AKITAONIATOK AMMALO ELIJAOHIMANIAHOTIK MANIIN PIJAOGPATA TAFHOMOGAN. MANILIOTAONAHOATON TAPKONOGAN ENOTOKANON KAMAGIJAOHOGOJOK TAPKONUGAN NUNAVUT MANNIINIK PUURHIVIKMON KIHIANI AOLATAONIATA AMMALO AKILIVAKNIANIIN KAMAGIJAOHOGOJOK TUNGAVIKONON. ENOTOKAHIOTIN PUURHIMAJON PITITAOVAKHOGOJOK

TAPKONAGAN NUNAVUT MANNIINIK PUURHIVIK TIGOMEATIIN TIGOMEATIOLOTIK ENOTOKAHIOTINIK.

(E) AGONAHOATINON EKAJOTIGHAIN

N.W.T. GAVAMAKOGIN TONIHINIATON $15 MILLION ALGAGONIK TALIMANIK TAPKONOGAN AGONAHOATIIIN EKAJOTIGHAINON. TUNGAVIKON TAPKOATAOK TAIMATITON AGITIGIJOMIK TONIHINIATON TAIMATON AL-

GAGONIK TALIMANIKTAOK. MANIGHAIN MANILIOTAONAHOANIATON AMMALO AOLATAOLOTIK TAPKONOGAN NUNAVUT MANNIINIK PUURHIVIK AMMALO TUNGAVIKONON AOLATINIAHOTIK AMMALO AKILIVAKLOTIK TAHAMNA AKIKTAOGPAN.

AHIJIHIMANIVON ALGAGOOP EHOANI

- JANUARY/93, ANDY CAMBELL HAVAGTIGOTOK NUNAVUTMI MANIGNIK PUURHIVIKMON EHOMATAOLEHONI AGLAGVIKMI.
- CHARLIE LYALL HAJJAOJOMI EHOMATAGOTITAOJOK MARCH/93 TAIFHOMANI PAUL QUASSA ONIGTIBLOGO EGHIVAOTAMIN NIROATAOLRATIBLOGO EHOMATAONIMON TAPKONOGAN NUNAVUT TUNNGAVIK INCORPORATIONKONON. MR. QUASSA HULI EGHIVAOTALIK KATIMAJIINI KIKITAALOOKONON TIGOMEATIINON
- APRIL/93, TAGAK CURLEY TELEJAOVAKTOK KEEWATIN INUIT KATOJEJEKOTEBNON AHEJEEKOBLOGO TAFHOMIGAN YVO AIRUT TAIMATON KEEWATINMIN MANIGNIK TIGOMEATEONEANIK
- MAY/93, MARK EVALUARDJUK TELEJAOHEMAJOK KIKITAALOOKMI INUIT KATOGEGENON AHEJIIKOBLOGO PAULOOSIE PANILOO KIKITAALOOKMI MANIGNIK TIGOMEATINON.

EHOA

PIBJOTIGIBLOGIN KATIMAJIIN TIGOMEATIIN TAPKONOGAN PUURHIVIKMON, OKALAGOMAJOGA KOANAPAGNIANIK ELAOJONANIMON TAFHOMOGAN ATONAPIATOMON AMMALO KIGOVABTIGNON EKAOMAJAONIATOMON INUGNON NUNAVUTMI. KILANAPOGON NAKONIANIANIK KOVIAHONANIANIANIGLO HIVONIKHAINON NOTARAPTA.

PAUL QUASSA
EGHIVAOTALIK
NUNAVUT MANNIINIK PUURHIVIK

<ᖅᓱᕐᔪᑉ ᑕᕆᐅᖕᒐ, ᕿᑭᖅᑖᓗᒃ, ᓄᓇᓯᐊᖅ

COMSTOCK/M. Beedell

CUMBERLAND SOUND, KIKITAALOOK, NUTATSIAK

Cumberland Sound, Baffin Island, Northwest Territories

ALLAKIKTON MANILIOVIONAHOATON

December 31, 1992

Naitomon Hivonimon Maniliovionahoaton	
Kanatami Gavamakon Manikotain	$ 19,762.00
Maniin ammalo Provinceinigaton Naonaitolo	
Provincega Alberta 10.75%, Jan. 15, 1996	199,680.00
Provincega Manitoba 9.875%, July 13, 1998	299,625.00
N.W.T. Maligaliotiin Eglorpaga 13%, August 31, 2013	250,000.00
Nova Scotia Municipal Finance Corporation 10.50%, May 29, 2000	200,000.00
Ontario Hydro 10%, Mar. 19, 2001	198,800.00
Ontario Hydro 10.625%, Feb. 19, 1997	306,150.00
Societe D'habitation du Quebec 10.50%, Oct. 20, 1998	249,778.75
Nunarjoaligni Manighain	
Edmontonmi Nunaligjoani 9.625%, May 3, 2008	297,375.00
Manikaviin ammalo Tigomeaviin Naonaiton	
Manikavik Bank of Nova Scotia 8.40%, Dec. 1, 1997	100,600.00
Corporate Non-Convertible	
Bell Canada Series EA 10%, June 15, 2000	310,140.00
Royal Bank of Canada 10.50%, Mar. 1, 2002	299,550.00
	$2,731,460.75

MANIGNIK UNIBKAHIMAJON

NUNAVUTMI MANNINIK PUURHIVIK

ALGAGOB EHOANI DECEMBER 31, 1992

MANIGNIK NAAHAIJIUJON ONIPKAAGIN TIGOMEATINON

NAAHAHIMAGABTIGO MANIGIN ALLAQIKTON TAPKOAN NUNAVUTMI MANIGNIK TIGOMEATIIN TIKITIBLOGO DECEMBER 31, 1992 AMMALO ONIPKAAHIMAJON MANIGNIK PIJAOVALIAJONIK, ATOHIMAJAINIK ATOGAKHAALO AMMALO AHIJIHIMAJON MANIGIN KANORILIHIMANITA ALGAGOMON HAJJA EHOLITOMON. TAHAPKOAN MANIGNIK ONIPKAAHIMAJON KAMAGIJAOJARIALIIN TIGOMEATIIN AOLATIJIINON. KAMAGIJAGHAVOLI OKARIAKAHOTA KANORTON EHOMANIPTIGNIK TAPKOAN MANIGNIK ONIPKAAHIMAJON PIBJOTIGIBLOGIN MALIGHONI NAAHAHIMAJABTIGNIK.

NAAHAIVAGTOGON MALIGHOTA NAAMAGIJAOJONIK MALITAOVAGTONIK MANIGNIK NAAHAIJINON. TAIPKOAN MALIGIAQATAVOT OVABTIGNIK PARNAIGIAKATITIGMATA AMMALO KAMAGIJARIAKAHOTIGO HOLIJONIK NALIANOTOENAK MANIGNIK ONIBKAHIMAJON ELIJAOHIMAJONIK NAAHAOTINIK TAMAHIMAGALOAPATA. NAAHAITIBLOTA ELAKAPON KAOJIHAHOTIGO, TAIMATON OGTORAPAGHOTIGO, TAKOGHAOJON EKAJOHITON AGITIGINIINIK AMMALO OKAOTAOHIMAJONIK ONIPKAAHIMAJONIK MANIGNIK. OGTORATIBLOTATAOK ELLAKARIVOK KAOJIHAHOTIGO NAHAOTILIRINIMON ATOTAOVAKTON AMMALO AGATAOJONNALAOTATAOHIMAJON AOLATIJINON, AMMALO ELAOTIBLO KAOJIHANIVOT TAMAINIK MANIGNON ONIPKAAHIMAJON KAITAOHIMAJON.

EHOMAGIJABTIGON, TAPKOAN MANIGNIK ONIPKAAHIMAJON TAKOTITIVOT NAKOJONIK, TAMAITA TONIJAOJON EHOMAGIBLOGIN, MANIGIN KANORILIHIMANITA TAPKOAN TIGOMEATIOJON TIKITIBLOGO DECEMBER 31, 1992 AMMALO KANORILIHIMANIGIN AOLATIBLOGO AMMALO AHIJIHIMAJON MANIGIN ALGAGOMON TALVA EHOLITOMI MALIHOTA NAKOGIJAOJOMIK NAAHAIJINON MALIGTAOVAKTOMI.

NAONAIKOTAKAHOTIK MANIGNIK NAAHAIJIIN
PEAT MARWICK THORNE

OTTAWA, ONTARIO
FEBRUARY 23, 1993

NUNAVUT MANNIINIK PUURHIVIK

ALLAKIKTON KANURILIGANIIN

DECEMBER 31, 1992, TAIMATON ALAKIKTON NAHAOTIIN TAKOKHAOJON ALGAGOMON 1991

	1992	1991
PIKOTAIN		
MANIIN GAVAMAKOLO MANIIN	$ 177,884	$ 410,802
PIJAONIATON ENEOROTAIN	81,892	91,014
TONIJAOJON HIVONIANI TIGOMEATINON	8,696	—
MANILEOTAONAHOATON	2,711,733	2,754,868
ATOTOATAOJON PIJAONIATON	300,000	—
HAVAOTIIN	25,787	34,872
	$3,305,992	$3,291,556
AKKILIAGHAIN MANIGILO		
AKILIAGHAIN		
AKILIAHAGOPALIAJON	$ 18,453	$ 25,092
TUNGAVIKONORIALIK	133,078	48,595
INUGNORIALIIN	300,560	475,850
AKILIAGHAK AKILIRIALIK	300,000	—
	752,091	549,537
AOLAJOTA	2,553,901	2,742,019
	$3,305,992	$3,291,556

TAKOKIN TALVANITON MANIGNIK ONIPKAHIMAJON.

NUNAVUT MANNIINIK PUURHIVIK

ONIPKAHIMAJON MANIGNIK ATOHIMAJONIK MANIINIGLO

ALGAGOB EHOANON DECEMBER 31, 1992, NAHAOTIIN ALLAOJON TAKOGHAOBLOTIK ALGAGOMON 1991

	1992	1991
MANIIN:		
PAMIROTA	$ 318,824	$ 320,400
AHIGIN MANIIN	—	5,528
	318,824	325,928
AKILIRIALIIN:		
AOLAPAGNIMON HINIGTAOTILO	77,874	45,860
TIGOMEATINON	35,300	26,543
HAVAGTINON	31,103	35,119
AJOETONON	28,821	90,925
ALILAJON AMEHOROTITAONIN	10,733	8,353
AKIKILIVALININON	10,229	6,042
MANIKAVIGMON AKILIOTIIN	5,616	6,814
AGLAGVIK	3,563	2,070
INOGTITOLITAONINON	3,143	3,290
	206,382	225,016
MANIIN AMIAKON AKILIRIALIGNIN	112,442	100,912
AOLAJOTIIN, ALGAGO PIGIATIBLOGO	2,742,019	1,943,488
	2,854,461	2,044,400
INUGNON TONIJAOJON	300,560	302,381
ELAOLOTIK TONIJAOJON ALGAGOMI	—	1,000,000
AOLAJOTI, ALGAGOB EHOANI	$2,553,901	$2,742,019

TAKOKIN ELAOJON MANIGNIK ONIBKAHIMAJON.

NUNAVUT MANNIINIK PUURHIVIK

AHIJIHIMAJON MANIIN KANORILIGANITA

ALGAGOB EHOA DECEMBER 31, 1992, NAHAOTIIN AGLAGHIMABLOTIK ALGAGOMON 1991

	1992	1991
MANIIN PITITAOJON (ATOTAOJON):		
AOLATINIMON:		
AMIAKON MANIIN ATOTAOJONIN	$ 112,442	$ 100,912
AKIKILIGIATON, MANILARIOGITON	10,229	6,042
	122,671	106,954
MIKILIGIATON (AGILIGIATON)		
KITOGIOTAOJON PIJAONIATON	9,122	(90,368)
TONIJAOHIMAJON TIGOMEATINON	(8,696)	—
AGILIGIATON AKILIAGHAIN	77,844	10,872
MIKILIGIATION (AGILIGIATON) INUGNON	(177,290)	302,381
	25,651	329,839
MANILIOVIONAHOATON:		
NIOVITAONIIN GAVAMAKON MANIIN	(410,740)	(2,754,868)
NIOVITITAONIIN GAVAMAKON MANIIN	453,875	—
HAVAOTIIN NIOVITAONIIN	(1,144)	(39,884)
AOLAJOTIMON EKAJOTIN	—	1,000,000
ATOTAOJOK TUNGAVIKONON	(300,000)	—
	(258,009)	(1,794,752)
MANIKATITINIK:		
ATOTAOJOK NUNASIKONIN	300,000	
TONIJAOJON INUGNON	(300,560)	(302,381)
	(560)	(302,381)
MIKILIGIANIIN MANIIN GAVAMAKOLO MANIKOTAIN	(232,918)	(1,767,294)
MANIIN GAVAMAKOLO MANIKOTAIN, ALGAGO PIGIATIBLOGO	410,802	2,178,096
MANIIN GAVAMAKOLO MANIGIN, EHOANI	$ 177,884	$ 410,802

TAKOKIN TALVANITON MANIGNIK ONIPKAHIMAJON.

NUNAVUT MANNIINIK PUURHIVIK

TOHAOTIIN MANIGNIK ONIPKAHIMAJONON

ALGAGO EHOANI DECEMBER 31, 1992

MANIGNIK PUURHIVIK AKITAOHIMAGMAN APRIL 23, 1990 MALIGATIGION ELITARIJAOHIMABLONI.

PIBJOTIGIVAOK PUURHIVIOP AOLATOKOBLOGIN MANIIN TONIJAONIATON INUGNON NUNAVUTMI KIGONIAGON AIVAKATIBLOGIN KANATAOP GAVAMAKOGINIK PIBJOTIGIBLOGO NUNAKAKANIKOJON PIJONAOTAINIK TALIPIANI NUNATSIAP.

1. NAONAITON NAHAIVAGNIMON MANIGNIK MALIGAIN:

(A) PIKOTAIN:

PIKOTIOJON AKIGIN OKAOTAOHIMAJON. AKIKILIVALIAVAGTON ALGAGOMI OKOA MALIGHOGIN:

PIKOTIIN	MALIGHOGIN	AKIA
AGLAGVIGMI HAVAOTIIN	MIKILIVALIAJOK	20%
AGHALOTI	MIKILIVALIAJOK	30%

(B) KAVAMAKON MANIGIN:

GAVAMAKON MANIGIN AKIGIN AGLAGHIMAVAGTON. KITOGEOTAGIN MANILIAGOVAGTON.

(C) GAVAMAKON MANIKOTAIN:

GAVAMAKON MANIKOTAIN AKILIRIALILO PIJAOVAKTON AKIKAHOTIK. KITOGEOTAGIN MANILIAGOVAGTON.

2. MALILARIIN GAVAMAKOLO MANIKOTAIN:

	1992	1991
MANILARIIN	$ 158,487	$ 30,930
GAVAMAKON MANIKOTAIN	19,397	379,872
	$ 177,884	$ 410,802

3. MANILIOVIONAHOATON:

TAIMAINMAN MANILIOTAONAHOATON OKAOTAOHIMAJON AKIGIN ONIPKAHIMAJOTIGON, AKIGIN TAPKOAN MANILIOVIONAHOATON TIKITIBLOGO DECEMBER 31, EMAILOGAVON:

	1992	1991
PROVINCININ NAONAITOLO	$1,804,392	$1,679,500
CORPORATIONOJON AMMALO AHIJIRONAGITON	647,625	598,785
NUNARJOALIGNIN MANIGIN	301,500	569,375
MANIKAVIIN TIGOMIATINOLO G.I.C.S	100,600	50,375
	$ 2,854,117	$2,898,035

4. AKILIAGHAIN PIJAOGIALIIN AKILIRIALIILO:

MANIGNIK PUURHIVIK ATOTOAPAGMAN $300,000-NIK NUNASI CORPORATIONKONIN. MANIIN AKILIRIALIIN TIKITIBLOGO SEPTEMBER 30, 1993 AKIA AKILITOTAOVAKLONI 6% ALGAGOMI ATAOHIMI. MANIGNIK PUURHIVIK ATOTITIVAKTON TUNGAVIKONIK $300,000. TUNGAVIKON AKILIGIALIIN HIVONIAGON 90 OBLOEN KAJOHITITA OLRATIBLOGO TFN NUNANIK NAGMINITANIANOVALONIIN SEPTEMBER 30,1993 AKILITOTAOLONI 7% ALGAGOMI ATAOHIMI.

5. HAVAOTIIN:

			1992	1991
	AKIA	KATIFHOGIN AKIKILIION	ATAOHIOP AKIA	ATAOHIOP AKIA
HAVAOTIN	$ 5,230	$1,423	$ 3,807	$ 3,471
AGHALOTI	36,942	14,962	21,980	31,401
	$42,172	$16,385	$25,787	$34,872

6. INUGNORIALIIN:

MALIGHONI PUURHIVIOP ANGIROTIAGON, MANIGTARINIAGAIN PUURHIVIOP TAIMATON KANORITOGIAGANIK OKAOTAOHIMAJOK ANGIROTITIGON TONIOKATAOJARIAKAMAN INUGNON KATOJIJIOJONON ALGAGOB EHOANI, KIHIANILI TAIMAILIMAITOK TAIMAIKOJAOGIPAN.



ᓇᑎᐅᑦ ᕿᓯᐊᓄᑦ ᓴᓇᓯᒪᒪᔪᖅ
ᖃᔭᖅ, ᓄᓇᓯᐊᖅ

NATSIOP KIHIANON
HAVAGHIMAYOK KAYAK,
KIKITAALOOK, NUNATSIAK

Sealskin kayak, Baffin Island,
Northwest Territories

COMSTOCK/M. Beedell

Nunavut Trust Executive and Staff

INTRODUCTION

The year 1992 was a busy and positive year for the Inuit land claims process. The boundary plebiscite held May 4th resulted in a positive vote for division of the Northwest Territories and the creation of Nunavut. On November 3, 4, and 5, the Inuit of the Northwest Territories voted yes to ratifying the land claims agreement. The next step is to have Cabinet approve the Final Agreement and to have legislation passed through Parliament. Upon signing of the Final Agreement by TFN and government, the Nunavut Trust will receive the first payment of $54 million in compensation monies.

Upon reaching an Agreement-in-Principle in 1990, an initial payment of $3 million in land claims compensation monies was paid out by the Federal Government. The Nunavut Trust received $2 million of this amount for investment purposes and the Tungavik Federation of Nunavut received $1 million which helped defray the costs of the boundary plebiscite and the ratification vote.

Upon signing of the Final Agreement, the Nunavut Trust expects to receive, over a period of approximately 14 years, the remaining $577 million (1989) dollars, in addition to any royalties generated from resource development on government lands.

The Nunavut Trust continues to invest the funds received from Government in a wise and prudent manner and, in these volatile economic times, has seen a good return on its investments in 1992.

As 1993 promises to be the year in which the Final Land Claims Agreement will come into effect, Inuit can look forward to taking charge of their destiny and a bright economic future. The Nunavut Trust looks forward to being a part of that future.

NUNAVUT TRUST

As Canada's economy continued to be sluggish in 1992, the Trust continued its conservative investment approach of investing in long term, low risk, provincial and municipal government and corporate bonds. This investment strategy has proven to be the right one, as the bond market continued to be strong in 1992 and the rate of return to be high.

As an investment institution, the Trust does not have the power to spend the income made from its investments. This is the responsibility of the "Beneficiary Corporation" a separate organization identified in the Trust Deed creating the Trust.

APPOINTMENT OF TRUSTEES

The Trust has a Board of Trustees consisting of six persons (2 Trustees from each region) appointed by the Regional Inuit Associations.

In May, Charlie Lyall and Pauloosie Panilo were reappointed for a three year term by their respective regions, Kitikmeot and Baffin.

At the Trustees meeting in August, Paul Quassa, Trustee for Baffin, was elected Chairperson and Charlie Lyall, Trustee for Kitikmeot, was elected Vice-Chairperson. My Nguyen was reappointed as Treasurer and Julia Ciok was reappointed as Secretary for a term of one year.

As of December 31, 1992, the Trustees who sit on the Board of the Nunavut Trust are:

- Paul Quassa
  Chairperson & Baffin Region Trustee
  * reappointed in May 1991, for a 3 year term
- Charlie Lyall
  Vice-Chairperson & Kitikmeot Region Trustee
  * reappointed in May 1992, for a 3 year term
- Yvo Airut
  Keewatin Region Trustee
  * Donat Milortuk was reappointed in April of 1991 for a 3 year term. Yvo Airut replaced Mr. Milortuk in June, 1991, for the remainder of the term (photo unavailable).
- Peter Kritaqliluk
  Keewatin Region Trustee
  * 3 year term up in May, 1993
- Jack Kupeuna
  Kitikmeot Region Trustee
  * 3 year term up in May, 1993
- Pauloosie Paniloo
  Baffin Region Trustee
  *reappointed in May, 1992, for a 3 year term

Paul Quassa
Chairperson
Baffin Trustee

Peter Kritaqliluk
Keewatin Trustee

Charlie Lyall
Vice-Chairperson
Kitikmeot Trustee

Pauloosie Paniloo
Baffin Trustee

Jack Kupeuna
Kitikmeot Trustee

Andy Campbell, Chief
Administrative Officer

My Nguyen, Treasurer

Julia Ciok, Secretary

TRUSTEES ' MEETINGS

There were four Trustees' meetings held in 1992. These meetings dealt with administrative matters, the review of investments made by the investment counsel, P.J. Doherty & Associates, and the development of investment policies and guidelines.

At its meeting in December, the Trust met with the Investment Advisory Committee for the first time and discussed the preparation of investment guidelines and the role of the Investment Advisory Committee. In addition to the regular meetings, the Trustees held a planning workshop in August establishing the general role of the Trust within the land claims settlement.

INVESTMENTS AND INVESTMENT COUNSEL

J.P. Doherty and Associates, as investment counsel to the Trust, are responsible for investing the capital for the Trustees. In future, the Trust plans to hire a number of investment counsels to invest the growing capital.

The majority of the funds are invested in a bond portfolio as the Nunavut Trust continues its strategy of investing in very secure, low risk, securities. The market value of investments as of Dec. 30, 1992, is $2,854,117.00. The investment portfolio includes a mix of Government Bonds, Corporate Bonds and a GIC issued by a major Canadian Bank. The portfolio weight of each class is shown in the pie chart (below). A detailed list of investments made by the Trust is attached to this report as Appendix "A".

1992 Investment Portfolio
Bond Diversification

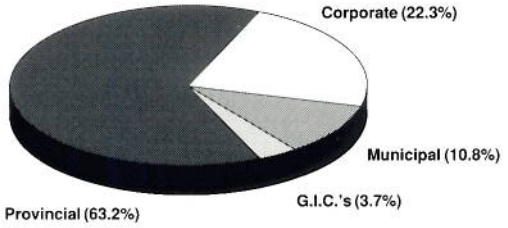

Although bonds are not always the best performing investment vehicle they were unusually attractive in 1992 as interest rates declined. Having the Trust's funds invested in bonds produced a rate of return of 10.3% in 1992. This return was better than the 1992 average return produced by all bond and mortgage funds reported in the Financial Times Mutual Fund Report. The return was also better than the 9.8% return produced by the Scotia McLeod Universe Bond Index.

FINANCIAL STATEMENT

As of the end of the fiscal year, the Trust's interest income on the invested capital was $318,824.00. The expenses of the Trust, including travel, accommodations, honoraria were $206,382, leaving the income, after expenses, at $112,442.00.

NUNAVUT TRUST'S AUDITOR AND FINANCIAL INSTITUTION

Peat Marwick Thorne is the auditor of the Trust. Their 1992 audited report is attached as Appendix "B".

Canada Trust acts as our agent to hold and administer the monies paid by government to the Trust. They hold the funds until P.J. Doherty and Associates, our investment counsel, invests them. Canada Trust also holds the securities owned by Nunavut Trust and reports market values on a monthly basis.

Investment Returns
Years ended 31 December

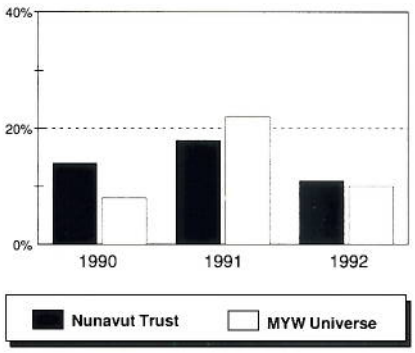

CURRENT AND FUTURE ACTIVITIES

(a) Ratification of Land Claims Agreement - TFN Ratification Tour

On November 3rd, 4th and 5th, Inuit overwhelmingly voted yes to the agreement reached between the federal government and Inuit on the settlement of land claims. The Tungavik Federation of Nunavut conducted a ratification tour to the communities holding public meetings to explain the provisions of the land claim agreement. The Chairperson and Vice-Chairperson of the Nunavut Trust took part in the ratification tour to explain the role of the Trust within the land claim.

(b) Policy Workshop

The Board of Trustees held a two-day planning meeting in Yellowknife in August. The purpose of the workshop was to provide an opportunity for the Board of Trustees to plan how they can most effectively carry out the role of the Trust within the land claims settlement. The workshop produced a set of common goals amongst the Trustees and clarified future directions for investment and organizational development.

(c) Investment Advisory Committee

The first meeting of the Trustees and the Investment Advisory Committee took place during the December meeting of the Trust.

The Chief Administrative Officer who would be joining Nunavut Trust in January, 1993, made a presentation to the Investment Advisory Committee on the process and schedule for the production of an investment policy. The investment policy would include a Statement of Investment Policy and Goals, Internal Operational Guidelines and a general Investment Manager Mandate. Implementation of the plan is proceeding in 1993.

(d) Elders Pension Trust

An Elders Pension Trust is to be created and registered as a charity once monies are in place to fund the plan. Investment of funds for the Elders Pension Trust will be done by the Nunavut Trust but the administration and payment of pensions will be carried out by the Nunavut Tungavik Inc. The Elders Pension Trust will be a beneficiary of the Nunavut Trust with the Trustees of the Nunavut Trust acting as Trustees of the Elders Pension Plan.

(e) Wildlife Hunter Income Support Program

The Government of the Northwest Territories will be contributing $15 million over 5 years to a Wildlife Hunter Income Support Program (WHISP). Nunavut Tungavik Inc. is to match those contributions over the same period of time. The funds for the WHISP will be invested and administered by the Nunavut Trust and Nunavut Tungavik Inc. will provide for the administration and payment of benefits once the program is in place.

ORGANIZATIONAL CHANGES SINCE YEAR END

- In January 1993, Andy Campbell joined the Nunavut Trust as Chief Administrative Officer.
- Charlie Lyall was made Interim Chairperson in March 1993 when Paul Quassa resigned from the Chair upon being elected President of Nunavut Tungavik Inc. Mr Quassa still sits on the Board as Baffin Trustee.
- In April 1993, Tagak Curley was appointed by the Keewatin Inuit Association to replace Yvo Airut as a Keewatin Trustee.
- In May 1993, Mark Evaluardjuk was appointed by the Baffin Region Inuit Association to replace Pauloosie Paniloo as a Baffin Trustee.

CONCLUSION

On behalf of the Board of Trustees for the Nunavut Trust, I wish to express our appreciation for the privilege of being a part of this important and historic time for Inuit in Nunavut. We look forward to a bright and happy future for our children.

Paul Quassa, Chairperson
Nunavut Trust

LIST OF INVESTMENTS

December 31, 1992

Short Term Notes	
Canada Treasury Bill	$ 19,762.00
Bonds and Debentures–Provincial and Guaranteed	
Province of Alberta 10.75%, Jan. 15, 1996	199,680.00
Province of Manitoba 9.875%, July 13, 1998	299,625.00
N.W.T. Legislative Assembly Bldg. 13%, August 31, 2013	250,000.00
Nova Scotia Municipal Finance Corporation 10.50%, May 29, 2000	200,000.00
Ontario Hydro 10%, Mar. 19, 2001	198,800.00
Ontario Hydro 10.625%, Feb. 19, 1997	306,150.00
Societe D'habitation du Quebec 10.50%, Oct. 20, 1998	249,778.75
Municipal Bonds	
City of Edmonton 9.625%, May 3, 2008	297,375.00
Bank & Trust G.I.C.'s	
Bank of Nova Scotia 8.40%, Dec. 1, 1997	100,600.00
Corporate Non-Convertible	
Bell Canada Series EA 10%, June 15, 2000	310,140.00
Royal Bank Canada 10.50%, Mar. 1, 2002	299,550.00
	$2,731,460.75

Financial Statements of

NUNAVUT TRUST

Year Ended December 31, 1992

AUDITORS' REPORT TO THE TRUSTEES

We have audited the balance sheet of Nunavut Trust as at December 31, 1992 and the statements of revenue, expenditure and capital and changes in financial position for the year then ended. These financial statements are the responsibility of the Trust's management. Our responsibility is to express an opinion on these financial statements based on our audit.

We conducted our audit in accordance with generally accepted auditing standards. Those standards require that we plan and perform an audit to obtain reasonable assurance whether the financial statements are free of material misstatement. An audit includes examining, on a test basis, evidence supporting the amounts and disclosures in the financial statements. An audit also includes assessing the accounting principles used and significant estimates made by management, as well as evaluating the overall financial statement presentation.

In our opinion, these financial statements present fairly, in all material respects, the financial position of the Trust as at December 31, 1992 and the results of its operations and the changes in its financial position for the year then ended in accordance with generally accepted accounting principles.

Peat Marwick Thorne
Chartered Accountants

Ottawa, Canada
February 23, 1993

NUNAVUT TRUST

Balance Sheet

December 31, 1992, with comparative figures for 1991

	1992	1991
Assets		
Cash and treasury bills (note 2)	$ 177,884	$ 410,802
Accrued interest receivable	81,892	91,014
Advances to trustees	8,696	—
Investments (note 3)	2,711,733	2,754,868
Loan receivable (note 4)	300,000	—
Equipment (note 5)	25,787	34,872
	$3,305,992	$3,291,556
Liabilities and Capital		
Liabilities:		
Accrued liabilities	$ 18,453	$ 25,092
Due to Tungavik Federation of Nunavut	133,078	48,595
Due to beneficiary (note 6)	300,560	475,850
Loan payable (note 4)	300,000	—
	752,091	549,537
Capital	2,553,901	2,742,019
	$3,305,992	3,291,556

See accompanying notes to financial statements.

NUNAVUT TRUST

Statement of Revenue, Expenditure and Capital

Year ended December 31, 1992, with comparative figures for 1991

	1992	1991
Revenue:		
Interest income	$ 318,824	$ 320,400
Miscellaneous income	—	5,528
	318,824	325,928
Expenditure:		
Travel and accommodations	77,874	45,860
Trustee fees	35,300	26,543
Salaries	31,103	35,119
Professional fees	28,821	90,925
Printing	10,733	8,353
Depreciation	10,229	6,042
Bank charges	5,616	6,814
Office	3,563	2,070
Translation	3,143	3,290
	206,382	225,016
Excess of revenue over expenditure	112,442	100,912
Capital, beginning of year	2,742,019	1,943,488
	2,854,461	2,044,400
Less distribution to beneficiary	300,560	302,381
Add capital contributions during the year	—	1,000,000
Capital, end of year	$2,553,901	$2,742,019

See accompanying notes to financial statements.

NUNAVUT TRUST

Statement of Changes in Financial Position

Year ended December 31, 1992, with comparative figures for 1991

	1992	1991
Cash provided by (used in):		
Operations:		
Excess of revenue over expenditure	$ 112,442	$ 100,912
Depreciation, which does not involve cash	10,229	6,042
	122,671	106,954
Decrease (increase) in interest receivable	9,122	(90,368)
Increase in advances to trustees	(8,696)	—
Increase in accrued liabilities	77,844	10,872
Increase (decrease) in due to beneficiary	(175,290)	302,381
	25,651	329,839
Investments:		
Purchase of bonds and debentures	(410,740)	(2,754,868)
Sale of bonds and debentures	453,875	—
Purchase of equipment	(1,144)	(39,884)
Capital contributions	—	1,000,000
Loan to Tungavik Federation of Nunavut	(300,000)	—
	(258,009)	(1,794,752
Financing:		
Loan from Nunasi Corporation	300,000	—
Distribution of beneficiary	(300,560)	(302,381)
	(560)	(302,381)
Decrease in cash and treasury bills	(232,918)	(1,767,294)
Cash and treasury bills, beginning of year	410,802	2,178,096
Cash and treasury bills, end of year	$ 177,884	$ 410,802

See accompanying notes to financial statements.

NUNAVUT TRUST

Notes to Financial Statements

Year ended December 31, 1992

The Trust was created on April 23, 1990 by deed of trust.

The purpose of the Trust is to manage capital transfers paid to the Inuit of Nunavut pursuant to negotiations with the Government of Canada concerning aboriginal rights in the eastern and central parts of the Northwest Territories.

1. Significant accounting policies:

(a) Fixed assets:

Fixed assets are stated at cost. Depreciation is provided using the following annual rates and basis:

Asset	Basis	Rate
Office equipment	Declining balance	20%
Automobile	Declining balance	30%

(b) Treasury bill:

Treasury bills are recorded at cost. Interest is accrud as earned.

(c) Bonds and debentures:

Bond and debentures are carried at cost. Interest is accrued as earned.

2. Cash and treasury bills:

	1992	1991
Cash	$ 158,487	$ 30,930
Treasury bill	19,397	379,872
	$ 177,884	$ 410,802

3. Investments:

Whereas the investments are stated at cost in the balance sheet, the market value of these investments as at December 31, is as follows:

	1992	1991
Provincial and guaranteed	$1,804,392	$1,679,500
Corporate non-convertible	647,625	598,785
Municipal bonds	301,500	569,375
Bank and trust G.I.C.s	100,600	50,375
	$2,854,117	$2,898,035

4. Loan receivable and loan payable:

The Trust borrowed $300,000 from Nunasi Corporation. The funds are to be repaid by September 30, 1993 with interest at the rate of 6% per annum. The Trust loaned $300,000 to Tungavik Federation of Nunavut (TFN). TFN is to pay the funds on the earlier of ninety days after ratification of the TFN land claim settlement or September 30, 1993 with interest at the rate of 7% per annum.

5. Equipment:

			1992	1991
	Cost	Accumulated depreciation	Net book value	Net book value
Office equipment	$ 5,230	$ 1,423	$ 3,807	$ 3,471
Automobile	36,942	14,962	21,980	31,401
	$42,172	$16,385	$25,787	$34,872

6. Due to beneficiary:

Pursuant to the trust agreement, net income of the Trust as defined by the agreement is to be distributed to the beneficiary prior to the end of the year, unless otherwise directed.